

## 15" Light Duty Panel Computer - PS3710A Series with Solid-State Drive (CF)



**Available with WinGP**

**TouchPanel Operation**

15-inch TFT Color LCD Panel Computer

**PS-3710A**

Model: PS3710A-1G-XPC08, PS3710A-1G-XPC08-WG, PS3710A-2G-XPC08, PS3710A-2G-XPC08-WG

CPU: Intel Pentium M 1.6 GHz

AC100/240V XGA 15-inch

UL LISTED, CE, RoHS, All-in-one model, Windows XP

### Features:

- 15-inch (XGA 1024x768) TFT Touch Panel Computer
- Intel® Pentium® M 1.6 GHz
- 8 GB Bootable CompactFlash®
- DVD-ROM/Floppy Disk Drive
- NEMA 4x/12 Rated
- RoHS Directive-conforming
- CF Card for Solid-State Reliability

- Reliability, Availability, Serviceability (RAS) Remote Health Monitor
- **On-demand HMI WinGP Option**
- Use PC as On-demand Touch Screen HMI
- Allows 3rd Party Applications to Run Concurrently:
  - SPC, Vision, SCADA, MRP
- Expands PC Hardware and Data Connectivity Options

### Performance Specifications

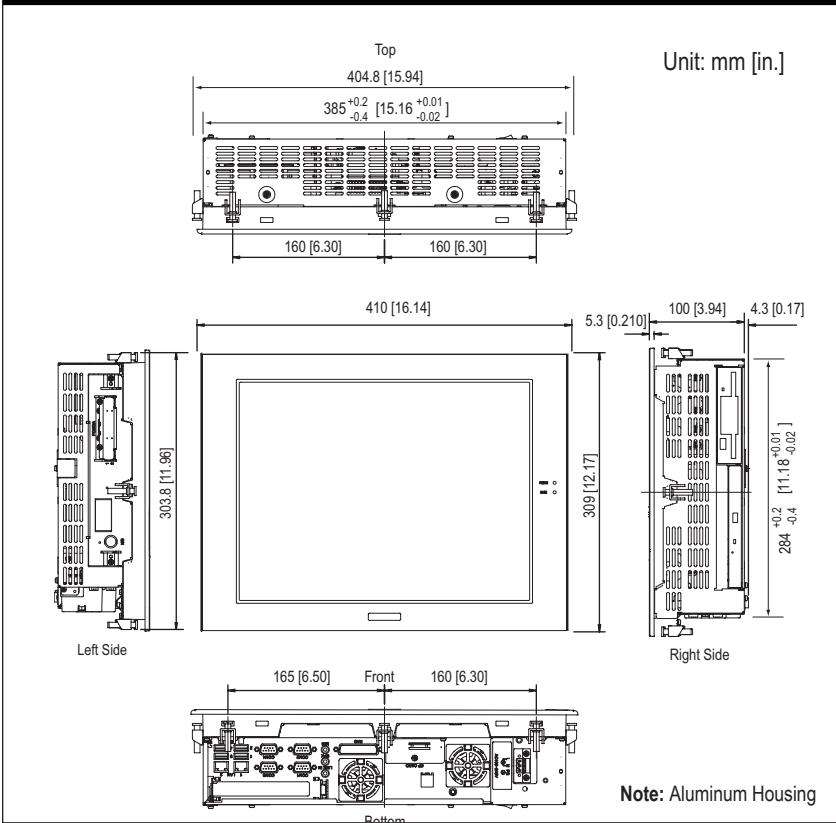
|                             |  |                                       |
|-----------------------------|--|---------------------------------------|
| Model                       | PS3710A-1G-XPC08, PS3710A-1G-XPC08-WG  | PS3710A-2G-XPC08, PS3710A-2G-XPC08-WG |
| Supported OS                | Windows® XP Pro (English only)   |                                       |
| CPU                         | Intel® Pentium® M 1.6 GHz  |                                       |
| Standard Memory             | 1 GB SO-DIMM   | 2 GB SO-DIMM                          |
| Maximum Memory              | 2 Slots (Max. 2 GB) SO-DIMM socket 256 MB to 2 GB (PC2700)   |                                       |
| Graphics Display Resolution | XGA (1024 x 768 dots)  |                                       |
| Video Memory                | Max. 64 MB (When using Windows® UMA Type)  |                                       |
| Display Type and Size       | TFT Color LCD (15 inch)  |                                       |
| Display Colors              | 260,000 Colors   |                                       |
| Display Area                | W 304.1mm[11.97in.] x H 228.1mm[8.98in.]   |                                       |
| Touch Screen                | Resistive Film (Analog)  |                                       |
| Serial                      | COM1: RS 232C, D-sub 9 pin (plug) (RI/+5V switchable)<br>COM2: RS 232C, D-sub 9 pin (plug) (RI/+5V switchable)<br>COM3: RS 232C, D-sub 9 pin (plug) (RS-422/RS-485 switchable) *1<br>COM4: RS 232C, D-sub 9 pin (plug) |                                       |
| LAN                         | Rear 2 ports. RJ-45 type modular jack connector (8 pins)<br>LAN1: auto change to 10BASE-T/100BASE-TX<br>LAN2: auto change to 10BASE-T/100BASE-TX/1000BASE-T  |                                       |
| USB                         | USB 2.0 compatible rear 4 ports. Switchable to Disable by hardware setting   |                                       |
| Sound                       | Line In, Speaker output, MIC In, rear 3 ports (3.5mm jack x 3)   |                                       |
| Disk                        | Master: CF Card (not hot-swappable). Secondary Master: CF Card I/F   |                                       |
| PCMCIA                      | Side 2 ports. PCMCIA Type III. Corresponding to CARD BUS (Excluding Video Zoom, SOUND functions)   |                                       |
| PCI                         | Rev.2.2 compatible PCI I/F (5V) 1 Port. Slot Length: Depth 240mm[9.44in.] x Height 106.68mm[4.2in.]  |                                       |

\*1 The sent data is echoed back. Transmission Enable is controlled with DTR.

### General Specifications

|                                  |   |
|----------------------------------|---|
| Model                            | PS3710A-1G-XPC08, PS3710A-1G-XPC08-WG, PS3710A-2G-XPC08, PS3710A-2G-XPC08-WG  |
| Input Voltage                    | AC100 / 240V (Rated Voltage AC85 to 265V)   |
| Power Consumption                | 150VA or less   |
| Allowable Voltage Drop           | 1 cycle or less (Voltage drop interval must be 1s or more.)   |
| Voltage Endurance                | AC1500V 20mA for 1 minute (between charging and FG terminals)   |
| Insulation Resistance            | DC500V 10MΩ(min.) (between charging and FG terminals)   |
| Certifications                   | UL508, CSA-C22.2 No.142-M1987, CE (EN55011 Class A, EN61000-6-2, EN60950-1), RoHS   |
| Temperature                      | 0 to 50°C (32 to 122°F) without HDD; 5 to 50°C (41 to 122°F) with HDD   |
| Humidity - Ambient/Storage       | 10 to 90% RH (Not condensing, wet bulb temperature: 29°C (84.2°F) or less). Storage Temperature -20 to +60°C (-4 to 140°F)  |
| Corrosive Gas                    | Free of corrosive gases   |
| Noise Immunity                   | Noise Voltage: 1500Vp-p, Pulse Duration: 50ns, 500ns, 1µs Rise Time: 1ns (via noise simulator)  |
| Cooling Method                   | Forced Air Cooling by Fan   |
| Electrostatic Discharge Immunity | 6kV (complies with EN 61000-4-2 Level 3)  |
| Vibration Resistance             | Without HDD - IEC61131-2 compliant, 5 to 9Hz single-amplitude 3.5mm, 9 to 150Hz constant-accelerated velocity 9.8m/s². X, Y, Z directions for 10 cycle (100 minute)<br>With HDD - 4.9m/s² (10 to 25Hz X, Y, Z directions for 30 minute) |
| Rating                           | Equivalent to IP65f NEMA #250 TYPE 4X/12.   |
| Weight                           | Approx. 8.0kg [17.6lb] max. (unit only)   |
| External Dimensions              | 410mm [16.14in.] W x 309mm [12.17in.] H x 100mm [3.94in.] D   |
| Warranty                         | One (1) year  |

## PS-3710A - External Dimensions - North American Version



## Ordering Information

| Part Number         | Description   |
|---------------------|---|
| PS3710A-1G-C08      | 15" Touch PC, 1.6 GHz Pentium® M, 1 GB RAM, XP Professional, English only, 8 GB CF        |
| PS3710A-1G-XPC08-WG | 15" Touch PC, 1.6 GHz Pentium® M, 1 GB RAM, XP Professional, English only, 8 GB CF, WinGP |
| PS3710A-2G-XPC08    | 15" Touch PC, 1.6 GHz Pentium® M, 2 GB RAM, XP Professional, English only, 8 GB CF        |
| PS3710A-2G-XPC08-WG | 15" Touch PC, 1.6 GHz Pentium® M, 2 GB RAM, XP Professional, English only, 8 GB CF, WinGP |


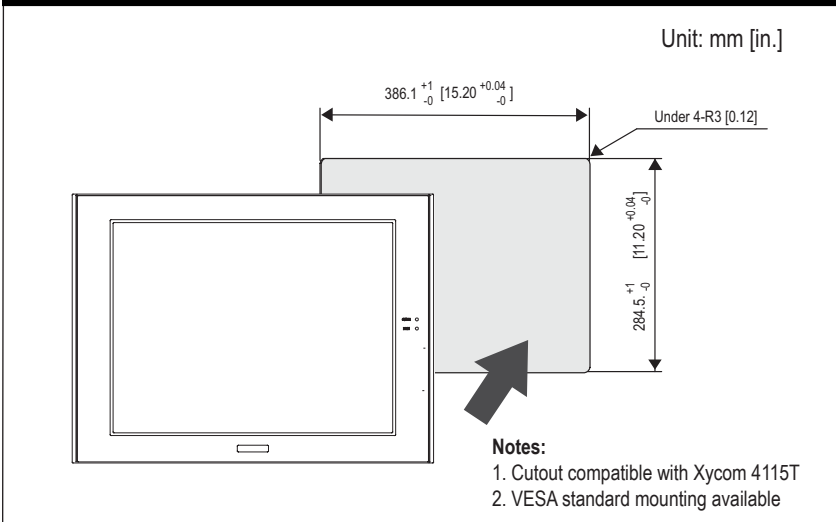
## Optional Items

| Product Name                           | Part Number        |
|--|--------------------|
| SO-DIMM Memory Module                  | 512 MB PSA-DDR512  |
|  | 1 GB PSA-DDR1G     |
| HDD Unit *2                            | 40 GB PS365XA-HD40 |
| CF Card *2                             | 8 GB 144766        |
| Installation Fasteners *1              | CA3-ATFALL-01      |
| Backlight (2 pieces/set for 1 unit)    | CA3-BLU15-01       |
| Screen Protection Sheet (5 sheets/set) | CA3-DFS15-01       |

\*1 Standard attachment for all models.  
\*2 Not installed with operating system.

**Caution:** Before operating any of these products, please be sure to read all related manuals thoroughly.  
- All product names used in this document are trademarks or registered trademarks of their respective companies.  
- All information contained in this document is subject to change without notice.

## PS-3710A - Cut-Out Dimensions - North American Version



**Pro-face America**  
Phone: 734.429.4971  
Fax: 734.429.1010  
www.profaceamerica.com

**Customer Service Hotline: 734.944.0482**

For more information  
**ACCESS** www.profaceamerica.com

**Pro-face**