

15" Light Duty Panel Computer - PS3710A Series



Available with WinGP

15-inch TFT Color LCD Panel Computer

PS-3710A

Model: PS3710A-512-2K40, PS3710A-512-XP40, PS3710A-1G-2K40, PS3710A-1G-XP40, PS3710A-1G-XP40-WG, PS3710A-1G-XP40-24V, PS3710A-2G-XP40

CPU: Intel Pentium M 1.6 GHz

AC100/240V
24VDC
XGA

15-inch

All-in-one model Windows 2000 Windows XP

UL LISTED SF CE Ro

Features:

- 15-inch (XGA 1024x768) TFT Touch Panel Computer
- Intel® Pentium® M 1.6 GHz
- 40 GB Hard Drive
- Bootable CompactFlash® Socket
- DVD-ROM/Floppy Disk Drive
- NEMA 4x/12 Rated
- RoHS Directive-conforming

- Reliability, Availability, Serviceability (RAS) Remote Health Monitor
- **On-demand HMI WinGP Option**
- Use PC as On-demand Touch Screen HMI
- Allows 3rd Party Applications to Run Concurrently:
 - SPC, Vision, SCADA, MRP
- Expands PC Hardware and Data Connectivity Options

Performance Specifications

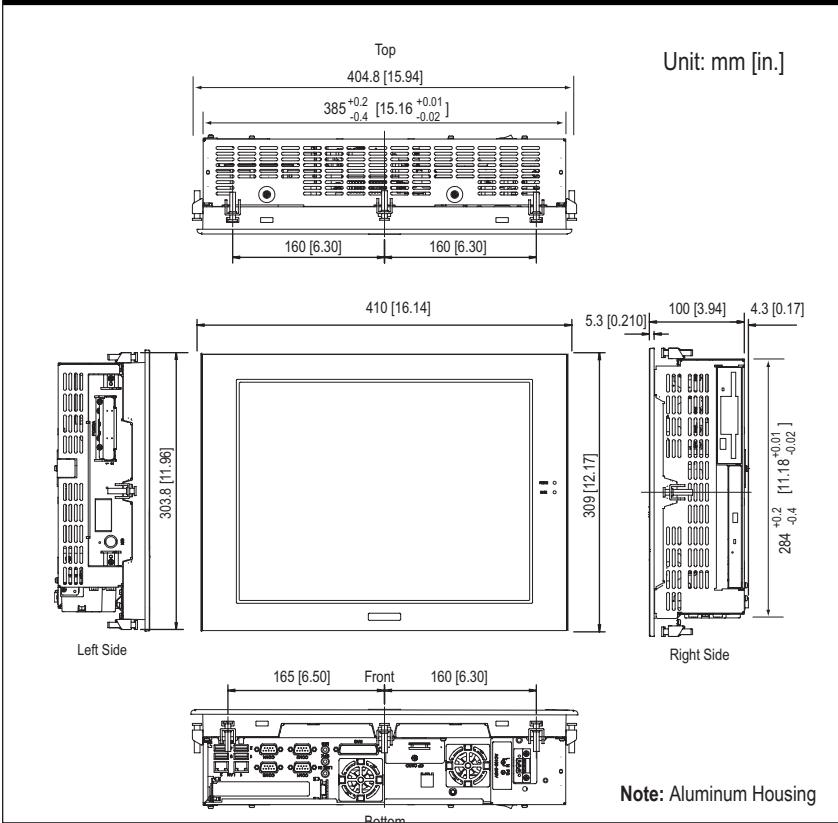
Model	PS3710A-512-2K40, PS3710A-512-XP40	PS3710A-1G-2K40, PS3710A-1G-XP40, PS3710A-1G-XP40-WG, PS3710A-1G-XP40-24V	PS3710A-2G-XP40
Supported OS	Windows® 2000, Multi-language (2K40) - Windows® XP Pro, Multi-language (XP40)		
CPU	Intel® Pentium® M 1.6 GHz		
Standard Memory	512 MB SO-DIMM	1 GB SO-DIMM	2 GB SO-DIMM
Maximum Memory	2 Slots (Max. 2 GB) SO-DIMM socket (PC2700)		
Graphics Display Resolution	XGA (1024 x 768 dots)		
Video Memory	Max. 64 MB (When using Windows®) UMA Type		
Display Type and Size	TFT Color LCD (15 inch)		
Display Colors	260,000 Colors		
Display Area	W 304.1mm[11.97in.] x H 228.1mm[8.98in.]		
Touch Screen	Resistive Film (Analog)		
Serial	COM1: RS 232C, D-sub 9 pin (plug) (RI/+5V switchable) COM2: RS 232C, D-sub 9 pin (plug) (RI/+5V switchable) COM3: RS 232C, D-sub 9 pin (plug) (RS-422/RS-485 switchable) *1 COM4: RS 232C, D-sub 9 pin (plug)		
LAN	Rear 2 ports. RJ-45 type modular jack connector (8 pins) LAN1: auto change to 10BASE-T/100BASE-TX LAN2: auto change to 10BASE-T/100BASE-TX/1000BASE-T		
USB	USB 2.0 compatible rear 4 ports, Switchable to Disable by hardware setting		
Sound	Line In, Speaker output, MIC In, rear 3 ports (3.5mm jack x 3)		
Disk	40 GB Hard Drive. IDE I/F, Master: 2.5 inch HDD I/F. Slave: CF Card I/F (not hot-swappable). Switchable to Master by hardware setting. DVD-ROM/Floppy Disk Drive		
PCMCIA	Side 2 ports. PCMCIA Type III. Corresponding to CARD BUS (Excluding Video Zoom, SOUND functions)		
PCI	Rev.2.2 compatible PCI I/F (5V) 1 Port, Slot Length: Depth 240mm[9.44in.] x Height 106.68mm[4.2in.]		

*1 The sent data is echoed back. Transmission Enable is controlled with DTR.

General Specifications

Model	PS3710A-512-2K40, PS3710A-512-XP40, PS3710A-1G-2K40, PS3710A-1G-XP40, PS3710A-1G-XP40-WG, PS3710A-2G-XP40	PS3710A-1G-XP40-24V
Input Voltage	AC100 / 240V (Rated Voltage AC85 to 265V)	24V DC (Rated Voltage 19.2 to 28.8V)
Power Consumption	150VA or less	110W or less
Allowable Voltage Drop	1 cycle or less (Voltage drop interval must be 1s or more.)	5ms or less
Voltage Endurance	AC1500V 20mA for 1 minute (between charging and FG terminals)	AC1000V 20mA for 1 minute (between charging and FG terminals)
Insulation Resistance	DC500V 10MΩ(min.) (between charging and FG terminals)	
Certifications	UL508, CSA-C22.2 No.142-M1987, CE (EN55011 Class A, EN61000-6-2, EN60950-1), RoHS	
Temperature	0 to 50°C (32 to 122°F) without HDD; 5 to 50°C (41 to 122°F) with HDD	
Humidity - Ambient/Storage	10 to 90% RH (Not condensing, wet bulb temperature: 29°C (84.2°F) or less). Storage Temperature -20 to +60°C (-4 to 140°F)	
Corrosive Gas	Free of corrosive gases	
Noise Immunity	Noise Voltage: 1500Vp-p, Pulse Duration: 50ns, 500ns, 1µs Rise Time: 1ns (via noise simulator)	
Cooling Method	Forced Air Cooling by Fan	
Electrostatic Discharge Immunity	6kV (complies with EN 61000-4-2 Level 3)	
Vibration Resistance	Without HDD - IEC61131-2 compliant, 5 to 9Hz single-amplitude 3.5mm, 9 to 150Hz constant-accelerated velocity 9.8m/s ² . X,Y,Z directions for 10 cycle (100 minute) With HDD - 4.9m/s ² (10 to 25Hz X, Y, Z directions for 30 minute)	
Rating	Equivalent to IP65f NEMA #250 TYPE 4X/12.	
Weight	Approx. 8.0kg [17.6lb] max. (unit only)	
External Dimensions	410mm [16.14in.] W x 309mm [12.17in.] H x 100mm [3.94in.] D	
Warranty	One (1) year	

PS-3710A - External Dimensions - North American Version



Ordering Information

Part Number	Description
PS3710A-512-2K40	15" Touch PC, 1.6 GHz Pentium® M, 512 MB DRAM, Windows® 2000, Multi-language, 40 GB HD
PS3710A-512-XP40	15" Touch PC, 1.6 GHz Pentium® M, 512 MB DRAM, Windows® XP, Multi-language, 40 GB HD
PS3710A-1G-2K40	15" Touch PC, 1.6 GHz Pentium® M, 1 GB RAM, Windows® 2000, Multi-language, 40 GB HD
PS3710A-1G-XP40	15" Touch PC, 1.6 GHz Pentium® M, 1 GB RAM, Windows® XP Multi-language, 40 GB HD
PS3710A-1G-XP40-24V	15" Touch PC, 1.6 GHz Pentium® M, 1 GB RAM, Windows® XP, Multi-language, 40 GB HD, 24 VDC
PS3710A-1G-XP40-WG	15" Touch PC, 1.6 GHz Pentium® M, 1 GB RAM, Windows® XP, Multi-language, 40 GB HD, WinGP
PS3710A-2G-XP40	15" Touch PC, 1.6 GHz Pentium® M, 2 GB RAM, Windows® XP, Multi-language, 40 GB HD



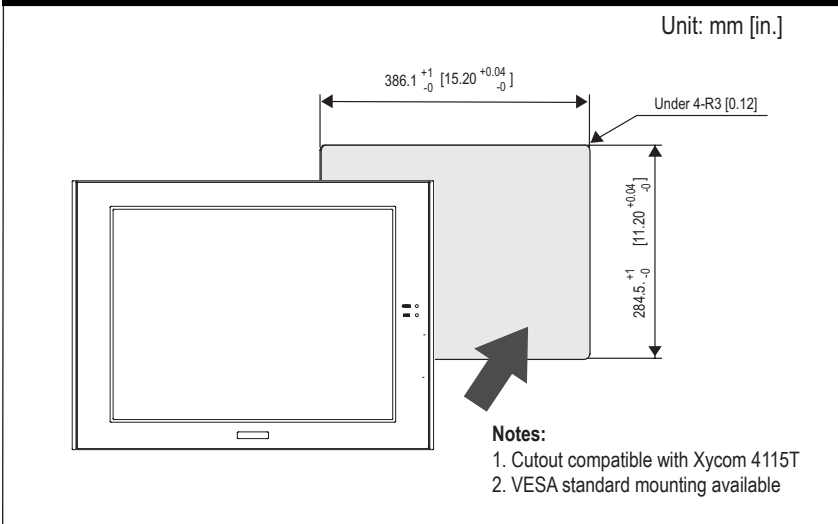
Optional Items

Product Name	Part Number
SO-DIMM Memory Module	512 MB PSA-DDR512
	1 GB PSA-DDR1G
HDD Unit*2	40 GB PS365XA-HD40
CF Card*2	8 GB 144766
Installation Fasteners*1	CA3-ATFALL-01
Backlight (2 pieces/set for 1 unit)	CA3-BLU15-01
Screen Protection Sheet (5 sheets/set)	CA3-DFS15-01

*1 Standard attachment for all models.
*2 Not installed with operating system.

Caution: Before operating any of these products, please be sure to read all related manuals thoroughly.
- All product names used in this document are trademarks or registered trademarks of their respective companies.
- All information contained in this document is subject to change without notice.

PS-3710A - Cut-Out Dimensions - North American Version



Pro-face America
Phone: 734.429.4971
Fax: 734.429.1010
www.profaceamerica.com

Customer Service Hotline: 734.944.0482

For more information
ACCESS www.profaceamerica.com

Pro-face