

Electronic Soft Starters- SIRIUS 3RW40

For gentle stop and go!



They protect the machine's mechanical power-transmitting elements during start-up and ramp-down and efficiently guard the network against high inrush peaks through reduced power input: the electronic soft starters 3RW40. Gentle treatment of network, motor and load and optimum protection against overload.

Advantages at a glance:

- Optimum adjustment to the drive application through separate potentiometers for starting voltage (40...100%), start-up time up to 20 sec., soft ramp-down 0...20 sec. and settable current limiting
- Minimum power loss through integrated bypass contacts after start-up completion
- Up to 70% space savings in the control cabinet compared to star-delta combination
- Reduced mounting costs and wiring through simple 4-wire motor supply line
- Perfect protection through integrated motor overload protection (Class 10, 15, 20) as well as selectable manual or remote reset and optional thermistor motor protection
- Integrated intrinsic device protection against overloads


sirius

www.siemens.com/softstarter

SIEMENS


3RW40 soft starters for standard applications

Ambient temperature 40 °C

Rated operating voltage U _e	Rated operating current I _e	Rated power of three-phase motors with rated operating voltage U _e		Size	Width	Order No.
		... kW at 230 V	... kW at 400 V			
V	A					
200 ... 480	12.5	3	5.5	S0	45 mm	3RW40 24-1BB□4
 S0	25	5.5	11	S0	45 mm	3RW40 26-1BB□4
	32	7.5	15	S0	45 mm	3RW40 27-1BB□4
	38	11	18.5	S0	45 mm	3RW40 28-1BB□4
	45	11	22	S2	55 mm	3RW40 36-1BB□4
	63	18.5	30	S2	55 mm	3RW40 37-1BB□4
	72	22	37	S2	55 mm	3RW40 38-1BB□4
	80	22	45	S3	70 mm	3RW40 46-1BB□4
	106	30	55	S3	70 mm	3RW40 47-1BB□4

□ = Order No. supplement for rated control supply voltage U_s:

AC/DC 24 V 0
 AC/DC 110 ... 230 V 1

200 ... 460	134	37	75	S6	120 mm	3RW40 55-6BB□4
 S6	162	45	90	S6	120 mm	3RW40 56-6BB□4
	230	75	132	S12	160 mm	3RW40 73-6BB□4
	280	90	160	S12	160 mm	3RW40 74-6BB□4
	356	110	200	S12	160 mm	3RW40 75-6BB□4
	432	132	250	S12	160 mm	3RW40 76-6BB□4

□ = Order No. supplement for rated control supply voltage U_s:

AC 115V 3
 AC 230V 4

Additional tasks:


The stated values are valid for stand-alone assembly, without additional fan.

In addition, the following versions are available:

- For rated operating voltage 400...600 V
- With control connections in spring-loaded terminal technology; main connections size S0 in spring-loaded technology
- Size S0 to S3 with integrated thermistor motor protection (for motors with thermoclick or PTC Type A)

Accessories

Fans (for increased switching frequencies and device mounting deviating from the normal position)

Usable for	Size	Order No.
	3RW40 2	S0 3RW49 28-8VB00
	3RW40 3, 3RW40 4	S2, S3 3RW49 47-8VB00

Sealing cover

	3RW40 2 to 3RW40 4	S0, S2, S3 3RW49 00-0PB10
	3RW40 5, 3RW40 7	S6, S12 3RW49 00-0PB00

Siemens AG
 Industry Sector Automation
 Partner of the electrical trade
 P.O. Box 48 48
 90327 NUREMBERG
 GERMANY

www.siemens.com/softstarter

Subject to changes without prior notice 01/08
 Order No. E20001-A860-M102-V1-7600
 Dispo 18101
 10805938 EGCD.52.8.01 SB 01085.0
 Printed in Germany
 © Siemens AG 2008

The information contained in this brochure merely contain general descriptions or performance characteristics, which may not always be applicable in the described form to the specific application case or may change due to product advancement. The desired performance characteristics shall only be binding if they are expressly specified upon contract conclusion.
 All product designations may be brands or product names of Siemens AG or other sub-suppliers, whose utilization by third parties for their rights may violate the rights of the owner.