

*micro  
fast*

(1/2-20 UNF thread)

- Molded cordsets
- Receptacles
- Splitters (Section L)
- Junction boxes (Section M)
- Field wireables
- Accessories.



**microfast® Selection Guide**



Standard Body	Straight Female	Right Angle Female
Page	F9 - F10	F11- F12



Standard Body	Straight Male	Right Angle Male
Page	F13 - F14	F15 - F16



Heavy Duty Body	Straight Female	Right Angle Female
Page	F17	F18



Heavy Duty Body	Straight Male	Right Angle Male
Page	F19	F20

microfast

**microfast® Selection Guide**



	<b>Coil Cords</b>
<b>Page</b>	<b>F21 - F22</b>



	<b>Extensions</b>
<b>Page</b>	<b>F7 - F8</b>



	<b>Receptacles</b>
<b>Page</b>	<b>F23 - F33</b>



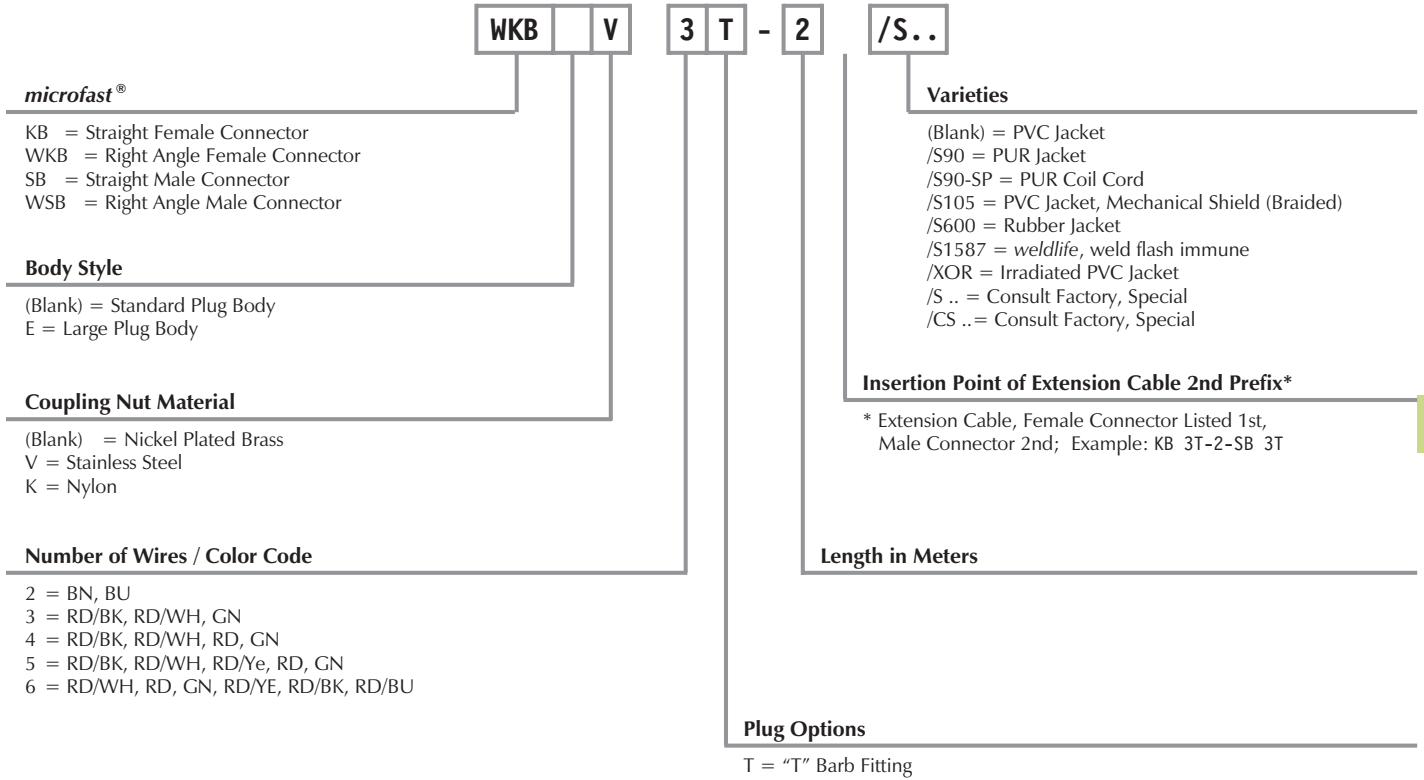
	<b>Field Wireables</b>
<b>Page</b>	<b>F34</b>

	<b>Accessories</b>
<b>Page</b>	<b>F35 - F36</b>

## microfast® Cordset Part Number Key

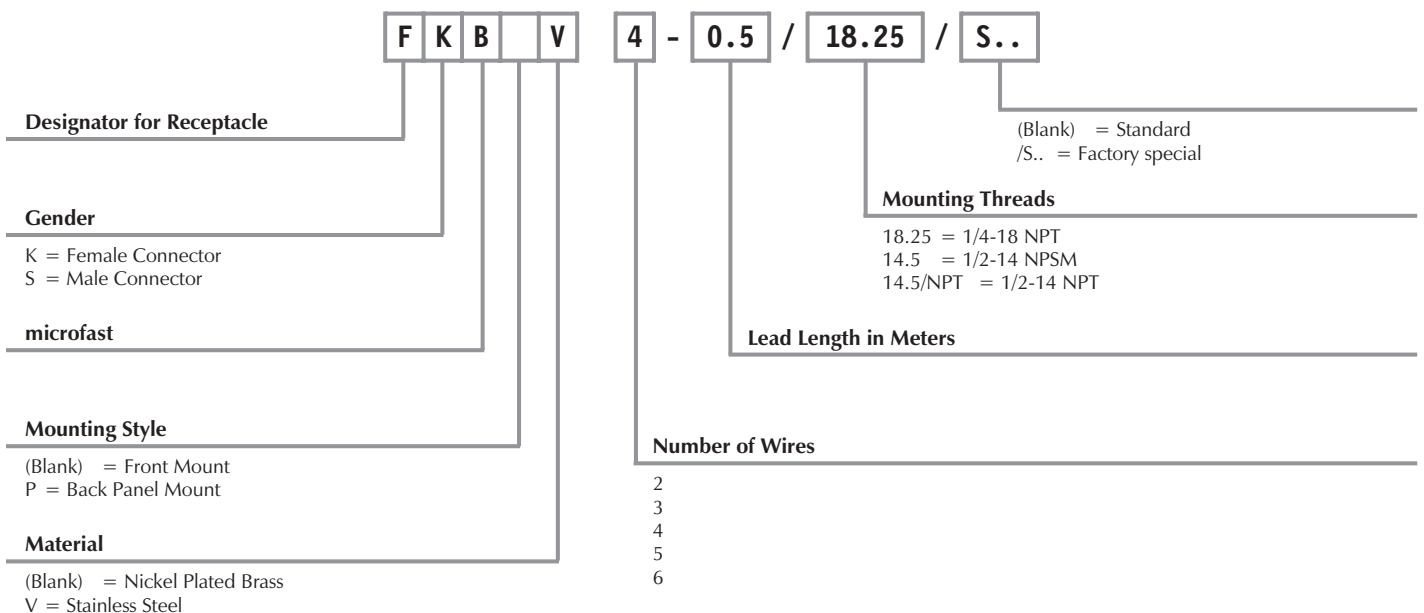
**Note:**

Part Number Keys are to assist in IDENTIFICATION ONLY. Consult Factory for catalog items not identified.

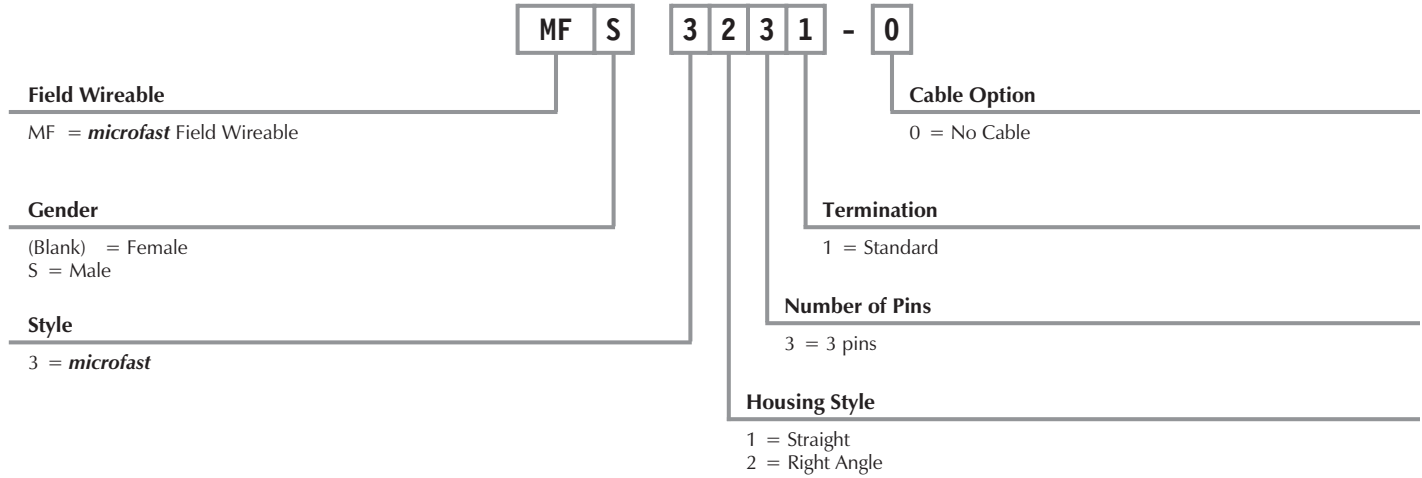


microfast

## microfast® Receptacle Part Number Key



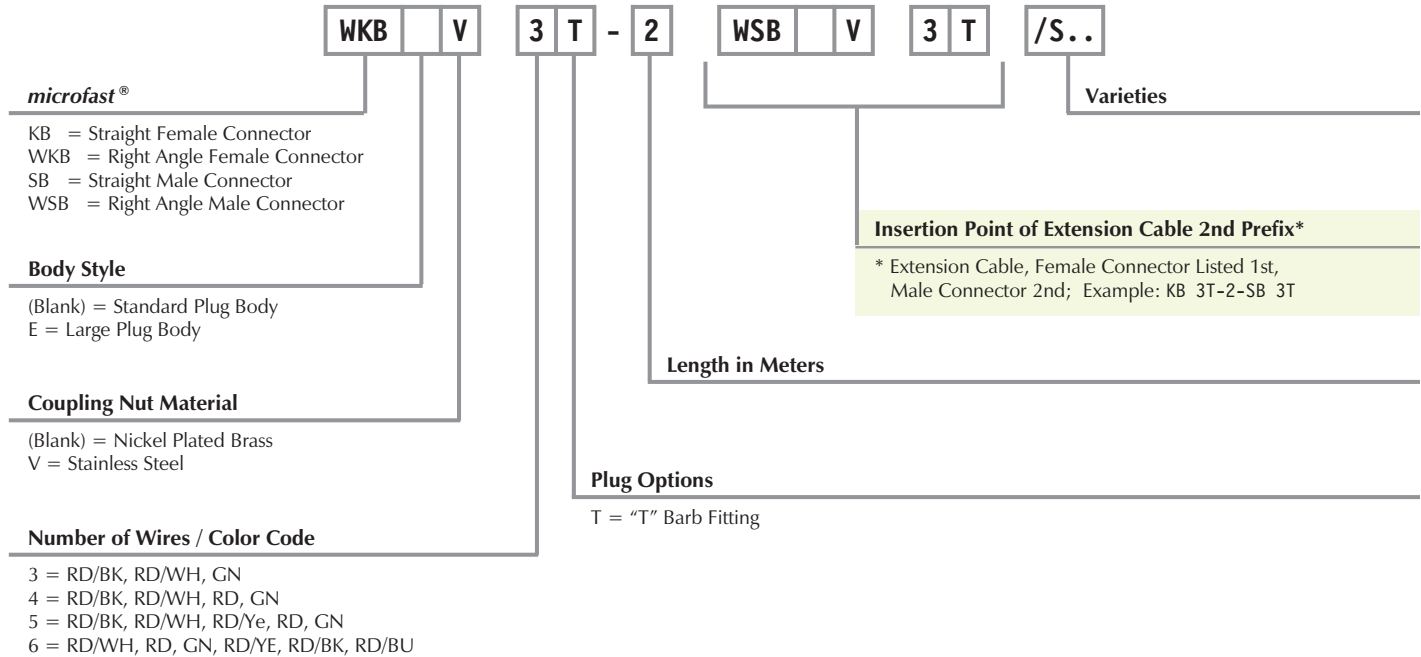
**microfast® Field Wireable Part Number Key**



**Notes:**

**microfast® Cordset Extension Part Number Key**

**Note:**  
Part Number Keys are to assist in IDENTIFICATION ONLY. Consult Factory for catalog items not identified.



Note: Hybrid connector extensions also available. Consult factory.

**Example:**



KB 4 T - 2 - R S 4.4 T



**Example:**

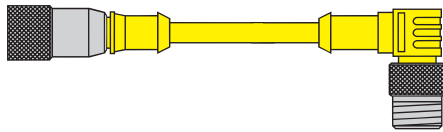
KB 3 T - 2 SB 3 T

**microfast® Cordset Extension Part Number Key**

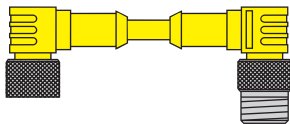
Other Extension Examples:



WKB 3 T - 2 SB 3 T



KB 3 T - 2 WSB 3 T



WKB 3 T - 2 WSB 3 T

3-Wire *microfast*® Cordsets, Standard Duty

- Straight Female Connectors
- NEMA 1, 3, 4, 6P and IEC IP 67 Protection
- 250 V, 4.0 A



Housing Style	Part Number	Cable	Features	Pinout
	KB 3T-*	AWM PVC Yellow 3x22 AWG 105°C 5.2 mm OD Cable #RF50531- <sup>†</sup> M <sup>†</sup>	<i>flexlife</i> ®	
	KB 3T-*/S90	AWM PUR Yellow 3x18 AWG 80°C 5.7 mm OD Cable #RF50547- <sup>†</sup> M <sup>†</sup>	<i>Cut/Abrasion Immune</i>	
	KB 3T-*/S105	AWM PVC Yellow 3x22 AWG 105°C 5.7 mm OD Cable #RF50535- <sup>†</sup> M <sup>†</sup>	<i>Braided Copper Shield</i>	
	KB 3T-*/S749	AWM PVC Yellow 2x22 AWG 105°C 5.2 mm OD Cable #RF50650- <sup>†</sup> M <sup>†</sup>	<i>3-pin with 2 conductors</i>	
	KB 3T-*/S1507	AWM TPE Grey 3x20 AWG 105°C 5.7 mm OD Cable #RF50940- <sup>†</sup> M <sup>†</sup>	<i>Flexlife-10, High Flex - Over 10 million cycles</i>	
	KB 3T-*/XOR	AWM PVC Yellow 3x18 AWG 80°C 250°C short term 5.7 mm OD Cable #RF04159- <sup>†</sup> M <sup>†</sup>	<i>Weld Flash Immune, High Temp Immune</i>	

\* Length in meters. Standard cable lengths are 2, 4, 6, 8 and 10 meters. Consult factory for other lengths.

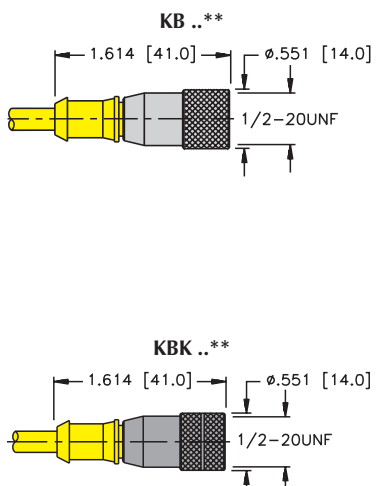
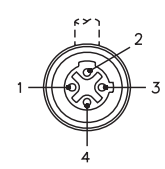
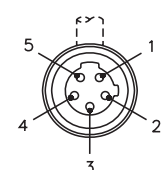
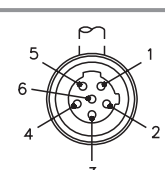
\*\* Standard coupling nut material is nickel plated brass "KB .."; "KBK .." indicates nylon and "KBV .." indicates 316 stainless steel.

† See Section N for *reelfast*® cable information.

## 4, 5 and 6-Wire *microfast*® Cordsets, Standard Duty

- Straight Female Connectors
- NEMA 1, 3, 4, 6P and IEC IP 67 Protection
- 250 V, 4.0 A



Housing Style	Part Number	Cable	Features	Pinout	
	KB 4T-*	AWM PVC Yellow 4x22 AWG 105°C 5.2 mm OD Cable #RF50555-*M <sup>†</sup>	<i>flexlife</i> ®		
	KB 4T-*/S90	AWM PUR Yellow 4x22 AWG 105°C 5.7 mm OD Cable #RF50614-*M <sup>†</sup>	<i>Cut/Abrasion Immune</i>	1. RD/BK 2. RD/WH 3. RD 4. GN	
	KB 4T-*/S105	AWM PVC Yellow 4x22 AWG 105°C 5.7 mm OD Cable #RF50656-*M <sup>†</sup>	<i>Braided Copper Shield</i>		
	KB 4T-*/S727	AWM PUR Grey 4x22 AWG 105°C 5.2 mm OD Cable #RF50532-*M <sup>†</sup>	<i>Special Conductor Color Code</i>	1. BN 2. BU 3. BK 4. WH	
	KB 5T-*	AWM PVC Yellow 5x22 AWG 105°C 5.7mm OD Cable #RF50556-*M <sup>†</sup>	<i>flexlife</i>	1. RD/WH 2. RD 3. GN 4. RD/YE 5. RD/BK	
	KB 6T-*	AWM PVC Yellow 6x22 AWG 105°C 6.2mm OD Cable #RF51003-*M <sup>†</sup>	<i>flexlife</i>	1. RD/WH 2. RD 3. GN 4. RD/YE 5. RD/BK 6. RD/BU	

Cordsets

\* Length in meters. Standard cable lengths are 2, 4, 6, 8 and 10 meters. Consult factory for other lengths.  
 \*\* Standard coupling nut material is nickel plated brass "KB .."; "KBK .." indicates nylon and "KBV .." indicates 316 stainless steel.  
 † See Section N for *reelfast*® cable information.

3-Wire *microfast*® Cordsets, Standard Duty

- Right Angle Female Connectors
- NEMA 1, 3, 4, 6P and IEC IP 67 Protection
- 250 V, 4.0 A



Housing Style	Part Number	Cable	Features	Pinout	
	WKB 3T-*	AWM PVC Yellow 3x22 AWG 105°C 5.2 mm OD Cable #RF50531- <sup>†</sup> M <sup>†</sup>	<i>flexlife</i> ®		
	WKB 3T-*/S90	AWM PUR Yellow 3x18 AWG 80°C 5.7 mm OD Cable #RF50547- <sup>†</sup> M <sup>†</sup>	<i>Cut/Abrasion Immune</i>		1. GN 2. RD/BK 3. RD/WH
	WKB 3T-*/S105	AWM PVC Yellow 3x22 AWG 105°C 5.7 mm OD Cable #RF50535- <sup>†</sup> M <sup>†</sup>	<i>Braided Copper Shield</i>		
	WKB 3T-*/S749	AWM PVC Yellow 2x22 AWG 105°C 5.2 mm OD Cable #RF50650- <sup>†</sup> M <sup>†</sup>	<i>3-pin with 2 conductors</i>		1. N/C 2. BK 3. WH
	WKB 3T-*/S1507	AWM TPE Grey 3x20 AWG 105°C 5.7 mm OD Cable #RF50940- <sup>†</sup> M <sup>†</sup>	<i>Flexlife-10, High Flex - Over 10 Million Cycles</i>		1. BK 2. BN 3. BU
	WKB 3T-*/X0R	AWM PVC Yellow 3x18 AWG 80°C 250°C short term 5.7 mm OD Cable #RF04159- <sup>†</sup> M <sup>†</sup>	<i>Weld Flash Immune, High Temp Immune</i>		1. GN 2. RD 3. RD/WH

\* Length in meters. Standard cable lengths are 2, 4, 6, 8 and 10 meters. Consult factory for other lengths.

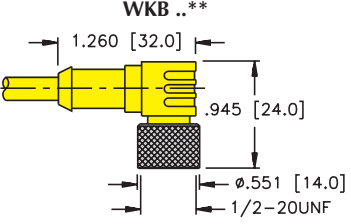
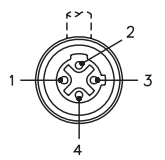
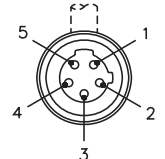
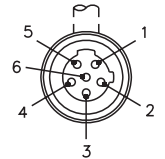
\*\* Standard coupling nut material is nickel plated brass "WKB .."; "WKBV .." indicates 316 stainless steel.

<sup>†</sup> See Section N for *reelfast*® cable information.

4, 5 and 6-Wire *microfast*® Cordsets, Standard Duty

- Right Angle Female Connectors
- NEMA 1, 3, 4, 6P and IEC IP 67 Protection
- 250 V, 4.0 A



Housing Style	Part Number	Cable	Features	Pinout
	WKB 4T-*	AWM PVC Yellow 4x22 AWG 105°C 5.2 mm OD Cable #RF50555- <sup>*</sup> M <sup>†</sup>	<i>flexlife</i> ®	<ol style="list-style-type: none"> <li>RD/BK</li> <li>RD/WH</li> <li>RD</li> <li>GN</li> </ol> 
	WKB 4T-*/S90	AWM PUR Yellow 4x22 AWG 105°C 5.7 mm OD Cable #RF50614- <sup>*</sup> M <sup>†</sup>	<i>Cut/Abrasion Immune</i>	
	WKB 4T-*/S105	AWM PVC Yellow 4x22 AWG 105°C 5.7 mm OD Cable #RF50656- <sup>*</sup> M <sup>†</sup>	<i>Braided Copper Shield</i>	
	WKB 4T-*/S727	AWM PUR Grey 4x22 AWG 105°C 5.2 mm OD Cable #RF50532- <sup>*</sup> M <sup>†</sup>	<i>Special Conductor Color Code</i>	<ol style="list-style-type: none"> <li>BN</li> <li>BU</li> <li>BK</li> <li>WH</li> </ol>
	WKB 5T-*	AWM PVC Yellow 5x22 AWG 105°C 5.7mm OD Cable #RF50556- <sup>*</sup> M <sup>†</sup>	<i>flexlife</i>	<ol style="list-style-type: none"> <li>RD/WH</li> <li>RD</li> <li>GN</li> <li>RD/YE</li> <li>RD/BK</li> </ol> 
	WKB 6T-*	AWM PVC Yellow 6x22 AWG 105°C 6.2mm OD Cable #RF51003- <sup>*</sup> M <sup>†</sup>	<i>flexlife</i>	<ol style="list-style-type: none"> <li>RD/WH</li> <li>RD</li> <li>GN</li> <li>RD/YE</li> <li>RD/BK</li> <li>RD/BU</li> </ol> 

Cordsets

\* Length in meters. Standard cable lengths are 2, 4, 6, 8 and 10 meters. Consult factory for other lengths.  
 \*\* Standard coupling nut material is nickel plated brass "WKB .."; "WKBV .." indicates 316 stainless steel.  
 † See Section N for *reelfast*® cable information.

3-Wire *microfast*® Cordsets, Standard Duty

- Straight Male Connectors
- NEMA 1, 3, 4, 6P and IEC IP 67 Protection
- 250 V, 4.0 A



Housing Style	Part Number	Cable	Features	Pinout	
 	SB 3T-*	AWM PVC Yellow 3x22 AWG 105°C 5.2 mm OD Cable #RF50531- <sup>†</sup> M <sup>†</sup>	<i>flexlife</i> ®		
	SB 3T-*/S90	AWM PUR Yellow 3x18 AWG 80°C 5.7 mm OD Cable #RF50547- <sup>†</sup> M <sup>†</sup>	<i>Cut/Abrasion Immune</i>		1. GN 2. RD/BK 3. RD/WH
	SB 3T-*/S105	AWM PVC Yellow 3x22 AWG 105°C 5.7 mm OD Cable #RF50535- <sup>†</sup> M <sup>†</sup>	<i>Braided Copper Shield</i>		
	SB 3T-*/S749	AWM PVC Yellow 2x22 AWG 105°C 5.2 mm OD Cable #RF50650- <sup>†</sup> M <sup>†</sup>	<i>3-pin with 2 conductors</i>		1. N/C 2. BK 3. WH
	SB 3T-*/S1507	AWM TPE Grey 3x20 AWG 105°C 5.7 mm OD Cable #RF50940- <sup>†</sup> M <sup>†</sup>	<i>Flexlife-10, High Flex - Over 10 million cycles</i>		1. BK 2. BN 3. BU
	SB 3T-*/X0R	AWM PVC Yellow 3x18 AWG 80°C 250°C short term 5.7 mm OD Cable #RF04159- <sup>†</sup> M <sup>†</sup>	<i>Weld Flash Immune, High Temp Immune</i>		1. GN 2. RD 3. RD/WH

\* Length in meters. Standard cable lengths are 2, 4, 6, 8 and 10 meters. Consult factory for other lengths.

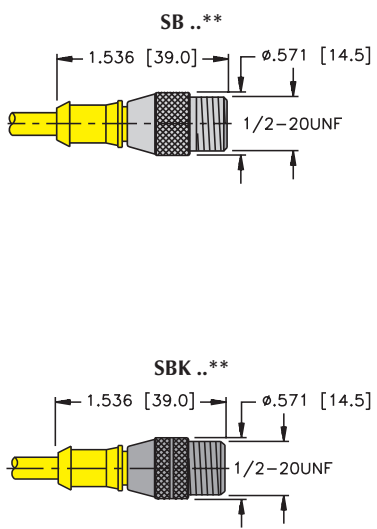
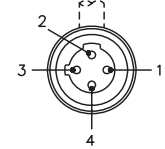
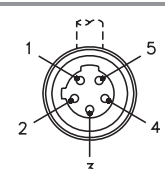
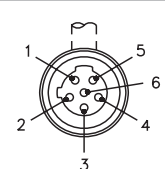
\*\* Standard coupling nut material is nickel plated brass "SB .."; "SBK .." indicates nylon and "SBV .." indicates 316 stainless steel.

<sup>†</sup> See Section N for *reelfast*® cable information.

## 4, 5 and 6-Wire *microfast*® Cordsets, Standard Duty

- Straight Male Connectors
- NEMA 1, 3, 4, 6P and IEC IP 67 Protection
- 250 V, 4.0 A



Housing Style	Part Number	Cable	Features	Pinout	
 <p>SB ..**</p> <p>SBK ..**</p>	SB 4T-*	AWM PVC Yellow 4x22 AWG 105°C 5.2 mm OD Cable #RF50555-*M†	<i>flexlife</i> ®		
	SB 4T-*/S90	AWM PUR Yellow 4x22 AWG 105°C 5.7 mm OD Cable #RF50614-*M†	<i>Cut/Abrasion Immune</i>		1. RD/BK 2. RD/WH 3. RD 4. GN
	SB 4T-*/S105	AWM PVC Yellow 4x22 AWG 105°C 5.7 mm OD Cable #RF50656-*M†	<i>Braided Copper Shield</i>		
	SB 4T-*/S727	AWM PUR Grey 4x22 AWG 105°C 5.2 mm OD Cable #RF50532-*M†	<i>Special conductor color code</i>	1. BN 2. BU 3. BK 4. WH	
	SB 5T-*	AWM PVC Yellow 5x22 AWG 105°C 5.7mm OD Cable #RF50556-*M†	<i>flexlife</i>	1. RD/WH 2. RD 3. GN 4. RD/YE 5. RD/BK	
	SB 6T-*	AWM PVC Yellow 6x22 AWG 105°C 6.2mm OD Cable #RF51003-*M†	<i>flexlife</i>	1. RD/WH 2. RD 3. GN 4. RD/YE 5. RD/BK 6. RD/BU	

Cordsets

\* Length in meters. Standard cable lengths are 2, 4, 6, 8 and 10 meters. Consult factory for other lengths.  
 \*\* Standard coupling nut material is nickel plated brass "SB .."; "SBK .." indicates nylon and "SBV .." indicates 316 stainless steel.  
 † See Section N for *reelfast*® cable information.

3-Wire *microfast*® Cordsets, Standard Duty

- Right Angle Male Connectors
- NEMA 1, 3, 4, 6P and IEC IP 67 Protection
- 250 V, 4.0 A



Housing Style	Part Number	Cable	Features	Pinout	
	WSB 3T-*	AWM PVC Yellow 3x22 AWG 105°C 5.2 mm OD Cable #RF50531- <sup>†</sup> M <sup>†</sup>	<i>flexlife</i> ®		
	WSB 3T-*/S90	AWM PUR Yellow 3x18 AWG 80°C 5.7 mm OD Cable #RF50547- <sup>†</sup> M <sup>†</sup>	<i>Cut/Abrasion Immune</i>		1. GN 2. RD/BK 3. RD/WH
	WSB 3T-*/S105	AWM PVC Yellow 3x22 AWG 105°C 5.7 mm OD Cable #RF50535- <sup>†</sup> M <sup>†</sup>	<i>Braided Copper Shield</i>		
	WSB 3T-*/S749	AWM PVC Yellow 2x22 AWG 105°C 5.2 mm OD Cable #RF50650- <sup>†</sup> M <sup>†</sup>	<i>3-pin with 2 conductors</i>		1. N/C 2. BK 3. WH
	WSB 3T-*/S1507	AWM TPE Grey 3x20 AWG 105°C 5.7 mm OD Cable #RF50940- <sup>†</sup> M <sup>†</sup>	<i>Flexlife-10, High Flex - Over 10 million cycles</i>		1. BK 2. BN 3. BU
	WSB 3T-*/X0R	AWM PVC Yellow 3x18 AWG 80°C 250°C short term 5.7 mm OD Cable #RF04159- <sup>†</sup> M <sup>†</sup>	<i>Weld Flash Immune, High Temp Immune</i>		1. GN 2. RD 3. RD/WH

\* Length in meters. Standard cable lengths are 2, 4, 6, 8 and 10 meters. Consult factory for other lengths.

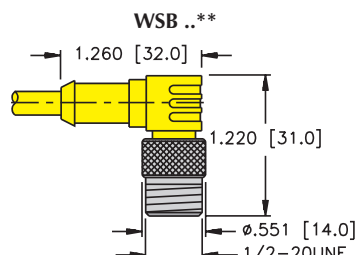
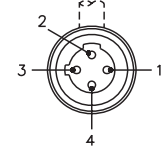
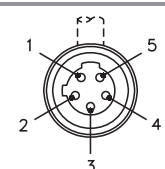
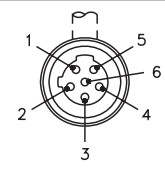
\*\* Standard coupling nut material is nickel plated brass "WSB .."; "WSBV .." indicates 316 stainless steel.

<sup>†</sup> See Section N for *reelfast*® cable information.

## 4, 5 and 6-Wire *microfast*® Cordsets, Standard Duty

- Right Angle Male Connectors
- NEMA 1, 3, 4, 6P and IEC IP 67 Protection
- 250 V, 4.0 A



Housing Style	Part Number	Cable	Features	Pinout	
 <p>WSB ..**</p>	WSB 4T-*	AWM PVC Yellow 4x22 AWG 105°C 5.2 mm OD Cable #RF50555-*M†	<i>flexlife</i> ®		
	WSB 4T-*/S90	AWM PUR Yellow 4x22 AWG 105°C 5.7 mm OD Cable #RF50614-*M†	<i>Cut/Abrasion Immune</i>		<ol style="list-style-type: none"> <li>1. RD/BK</li> <li>2. RD/WH</li> <li>3. RD</li> <li>4. GN</li> </ol>
	WSB 4T-*/S105	AWM PVC Yellow 4x22 AWG 105°C 5.7 mm OD Cable #RF50656-*M†	<i>Braided Copper Shield</i>		
	WSB 4T-*/S727	AWM PUR Grey 4x22 AWG 105°C 5.2 mm OD Cable #RF50532-*M†	<i>Special conductor color code</i>	<ol style="list-style-type: none"> <li>1. BN</li> <li>2. BU</li> <li>3. BK</li> <li>4. WH</li> </ol>	
	WSB 5T-*	AWM PVC Yellow 5x22 AWG 105°C 5.7mm OD Cable #RF50556-*M†	<i>flexlife</i>	<ol style="list-style-type: none"> <li>1. RD/WH</li> <li>2. RD</li> <li>3. GN</li> <li>4. RD/YE</li> <li>5. RD/BK</li> </ol>	
	WSB 6T-*	AWM PVC Yellow 6x22 AWG 105°C 6.2mm OD Cable #RF51003-*M†	<i>flexlife</i>	<ol style="list-style-type: none"> <li>1. RD/WH</li> <li>2. RD</li> <li>3. GN</li> <li>4. RD/YE</li> <li>5. RD/BK</li> <li>6. RD/BU</li> </ol>	

Cordsets

\* Length in meters. Standard cable lengths are 2, 4, 6, 8 and 10 meters. Consult factory for other lengths.  
 \*\* Standard coupling nut material is nickel plated brass "WSB .."; "WSBV .." indicates 316 stainless steel.  
 † See Section N for *reelfast*® cable information.

2, 3 and 5-Wire *microfast*® Cordsets, Large Plug Body

- Straight Female Connectors
- NEMA 1, 3, 4, 6P and IEC IP 67 Protection
- 250 V, 4.0 A



Housing Style	Part Number	Cable	Features	Pinout	
	KBE 2T-*	AWM PVC Yellow 2x18 AWG 105°C 7.2 mm OD Cable #RF50511- <sup>†</sup> M <sup>†</sup>	<i>flexlife</i> ®	1. BN 2. BU	
	KBE 3T-*	AWM PVC Yellow 3x18 AWG 105°C 7.2 mm OD Cable #RF50520- <sup>†</sup> M <sup>†</sup>	<i>flexlife</i>		
	KBE 3T-*/S600	SJOOW CPE Yellow 3x18 AWG 105°C 8.0 mm OD Cable #RF50658- <sup>†</sup> M <sup>†</sup>	<i>Weld Flash Immune, Flame Immune</i>	1. GN 2. RD/BK 3. RD/WH	
	KBE 3T-*/S1587	AWM TPE Yellow 3x18 AWG 105°C 7.2 mm OD Cable #RF50957- <sup>†</sup> M <sup>†</sup>	<i>Weldlife, Weld Flash Immune</i>		
	KBE 5T-*	AWM PVC Yellow 5x18 AWG 105°C 7.2 mm OD Cable #RF50521- <sup>†</sup> M <sup>†</sup>	<i>flexlife</i>		
	KBE 5T-*/S600	SJOOW CPE Yellow 5x18 AWG 105°C 9.3 mm OD Cable #RF50659- <sup>†</sup> M <sup>†</sup>	<i>Weld Flash Immune, Flame Immune</i>	1. RD/WH 2. RD/BU 3. GN 4. RD/OG 5. RD/BK	
	KBE 5T-*/S1587	AWM TPE Yellow 5x18 AWG 105°C 7.2 mm OD Cable #RF50958- <sup>†</sup> M <sup>†</sup>	<i>Weldlife, Weld Flash Immune</i>		

\* Length in meters. Standard cable lengths are 2, 4, 6, 8 and 10 meters. Consult factory for other lengths.

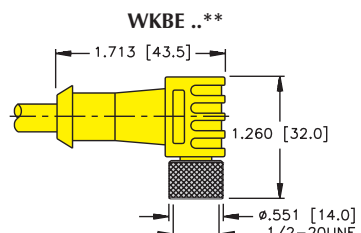
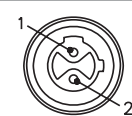
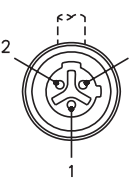
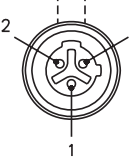
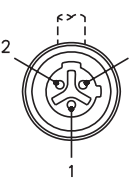
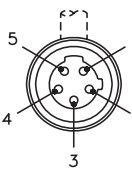
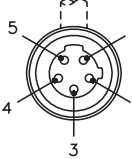
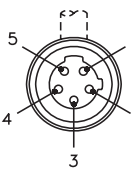
\*\* KBE large plug body has no stainless steel or nylon options.

† See Section N for *reelfast*® cable information.

2, 3 and 5-Wire *microfast*® Cordsets, Large Plug Body

- Right Angle Female Connectors
- NEMA 1, 3, 4, 6P and IEC IP 67 Protection
- 250 V, 4.0 A



Housing Style	Part Number	Cable	Features	Pinout
	WKBE 2T-*	AWM PVC Yellow 2x18 AWG 105°C 7.2 mm OD Cable #RF50511- <sup>†</sup> M <sup>†</sup>	<i>flexlife</i> ®	1. BN 2. BU 
	WKBE 3T-*	AWM PVC Yellow 3x18 AWG 105°C 7.2 mm OD Cable #RF50520- <sup>†</sup> M <sup>†</sup>	<i>flexlife</i>	
	WKBE 3T-*/S600	SJOOW CPE Yellow 3x18 AWG 105°C 8.0 mm OD Cable #RF50658- <sup>†</sup> M <sup>†</sup>	<i>Weld Flash Immune, Flame Immune</i>	1. GN 2. RD/BK 3. RD/WH 
	WKBE 3T-*/S1587	AWM TPE Yellow 3x18 AWG 105°C 7.2 mm OD Cable #RF50957- <sup>†</sup> M <sup>†</sup>	<i>Weldlife, Weld Flash Immune</i>	
	WKBE 5T-*	AWM PVC Yellow 5x18 AWG 105°C 7.2 mm OD Cable #RF50521- <sup>†</sup> M <sup>†</sup>	<i>flexlife</i>	
	WKBE 5T-*/S600	SJOOW CPE Yellow 5x18 AWG 105°C 9.3 mm OD Cable #RF50659- <sup>†</sup> M <sup>†</sup>	<i>Weld Flash Immune, Flame Immune</i>	1. RD/WH 2. RD/BU 3. GN 4. RD/OG 5. RD/BK 
	WKBE 5T-*/S1587	AWM TPE Yellow 5x18 AWG 105°C 7.2 mm OD Cable #RF50958- <sup>†</sup> M <sup>†</sup>	<i>Weldlife, Weld Flash Immune</i>	

Cordsets

\* Length in meters. Standard cable lengths are 2, 4, 6, 8 and 10 meters. Consult factory for other lengths.  
 \*\* WKBE large plug body has no stainless steel or nylon options.  
 † See Section N for *reelfast*® cable information.

2, 3 and 5-Wire *microfast*® Cordsets, Large Plug Body

- Straight Male Connector
- NEMA 1, 3, 4, 6P and IEC IP 67 Protection
- 250 V, 4.0 A



Housing Style	Part Number	Cable	Features	Pinout
	SBE 2T-*	AWM PVC Yellow 2x18 AWG 105°C 7.2 mm OD Cable #RF50511- <sup>†</sup> M <sup>†</sup>	<i>flexlife</i> ®	1. BN 2. BU 
	SBE 3T-*	AWM PVC Yellow 3x18 AWG 105°C 7.2 mm OD Cable #RF50520- <sup>†</sup> M <sup>†</sup>	<i>flexlife</i>	
	SBE 3T-*/S600	SJOOW CPE Yellow 3x18 AWG 105°C 8.0 mm OD Cable #RF50658- <sup>†</sup> M <sup>†</sup>	<i>Weld Flash Immune, Flame Immune</i>	1. GN 2. RD/BK 3. RD/WH 
	SBE 3T-*/S1587	AWM TPE Yellow 3x18 AWG 105°C 7.2 mm OD Cable #RF50957- <sup>†</sup> M <sup>†</sup>	<i>Weldlife, Weld Flash Immune</i>	
	SBE 5T-*	AWM PVC Yellow 5x18 AWG 105°C 7.2 mm OD Cable #RF50521- <sup>†</sup> M <sup>†</sup>	<i>flexlife</i>	
	SBE 5T-*/S600	SJOOW CPE Yellow 5x18 AWG 105°C 9.3 mm OD Cable #RF50659- <sup>†</sup> M <sup>†</sup>	<i>Weld Flash Immune, Flame Immune</i>	1. RD/WH 2. RD/BU 3. GN 4. RD/OG 5. RD/BK 
	SBE 5T-*/S1587	AWM TPE Yellow 5x18 AWG 105°C 7.2 mm OD Cable #RF50958- <sup>†</sup> M <sup>†</sup>	<i>Weldlife, Weld Flash Immune</i>	

\* Length in meters. Standard cable lengths are 2, 4, 6, 8 and 10 meters. Consult factory for other lengths.

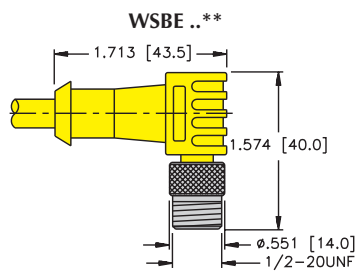
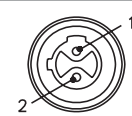
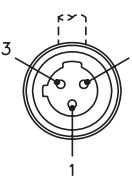
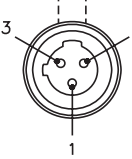
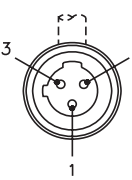
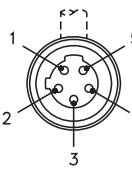
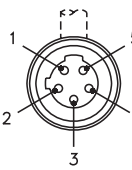
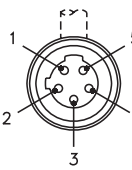
\*\* SBE large plug body has no stainless steel or nylon options.

† See Section N for *reelfast*® cable information.

## 2, 3 and 5-Wire *microfast*® Cordsets, Large Plug Body

- Right Angle Male Connectors
- NEMA 1, 3, 4, 6P and IEC IP 67 Protection
- 250 V, 4.0 A



Housing Style	Part Number	Cable	Features	Pinout
 <p>WSBE ..**</p>	WSBE 2T-*	AWM PVC Yellow 2x18 AWG 105°C 7.2 mm OD Cable #RF50511- <sup>†</sup> M <sup>†</sup>	<i>flexlife</i> ®	1. BN 2. BU 
	WSBE 3T-*	AWM PVC Yellow 3x18 AWG 105°C 7.2 mm OD Cable #RF50520- <sup>†</sup> M <sup>†</sup>	<i>flexlife</i>	
	WSBE 3T-*/S600	SJOOW CPE Yellow 3x18 AWG 105°C 8.0 mm OD Cable #RF50658- <sup>†</sup> M <sup>†</sup>	<i>Weld Flash Immune, Flame Immune</i>	1. GN 2. RD/BK 3. RD/WH 
	WSBE 3T-*/S1587	AWM TPE Yellow 3x18 AWG 105°C 7.2 mm OD Cable #RF50957- <sup>†</sup> M <sup>†</sup>	<i>Weldlife, Weld Flash Immune</i>	
	WSBE 5T-*	AWM PVC Yellow 5x18 AWG 105°C 7.2 mm OD Cable #RF50521- <sup>†</sup> M <sup>†</sup>	<i>flexlife</i>	
	WSBE 5T-*/S600	SJOOW CPE Yellow 5x18 AWG 105°C 9.3 mm OD Cable #RF50659- <sup>†</sup> M <sup>†</sup>	<i>Weld Flash Immune, Flame Immune</i>	1. RD/WH 2. RD/BU 3. GN 4. RD/OG 5. RD/BK 
	WSBE 5T-*/S1587	AWM TPE Yellow 5x18 AWG 105°C 7.2 mm OD Cable #RF50958- <sup>†</sup> M <sup>†</sup>	<i>Weldlife, Weld Flash Immune</i>	

Cordsets

\* Length in meters. Standard cable lengths are 2, 4, 6, 8 and 10 meters. Consult factory for other lengths.  
 \*\* WSBE large plug body has no stainless steel or nylon options.  
 † See Section N for *reelfast*® cable information.

3-Wire *microfast*® Spiral Cordsets, Standard Duty

- Straight and Right Angle Female Connectors
- NEMA 1, 3, 4, 6P and IEC IP 67 Protection
- 250 V, 4.0 A



Housing Style	Part Number	Cable	Application	Pinout
<p><b>KB ..SP**</b></p>	KB 3T-3.3/S90-SP	AWM PUR Yellow 3X22 AWG 80° C 250 V, 4 A 5.2 mm OD	For repetitive motion, 3-wire applications	
<p><b>KB 4T-3.3/S90-SP/S727</b></p>	KB 4T-3.3/S90-SP/S727	AWM PUR Grey 4X22 AWG 80° C 250 V, 4 A 5.2 mm OD	For repetitive motion, 3-wire AC flow sensor applications	
<p><b>WKB ..SP**</b></p>	WKB 3T-3.3/S90-SP	AWM PUR Yellow 3X22 AWG 80° C 250 V, 4 A 5.2 mm OD	For repetitive motion, 3-wire applications	
<p><b>WKB 4T-3.3/S90-SP/S727</b></p>	WKB 4T-3.3/S90-SP/S727	AWM PUR Grey 4X22 AWG 80° C 250 V, 4 A 5.2 mm OD	For repetitive motion, 3-wire AC flow sensor applications	

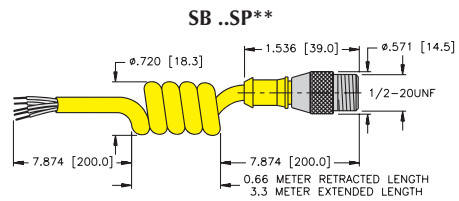
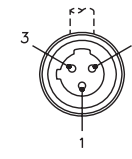
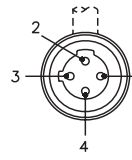
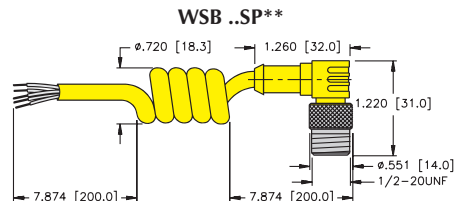
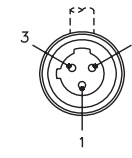
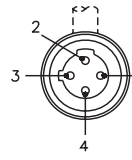
\* Length in meters. Standard cable length is 3.3 meters. Consult factory for other lengths.

\*\* Standard coupling nut material is nickel plated brass "KB"(WKB)"..; "KBV(WKBV)" indicates 316 stainless steel.

3-Wire *microfast*® Spiral Cordsets, Standard Duty

- Straight and Right Angle Male Connectors
- NEMA 1, 3, 4, 6P and IEC IP 67 Protection
- 250 V, 4.0 A

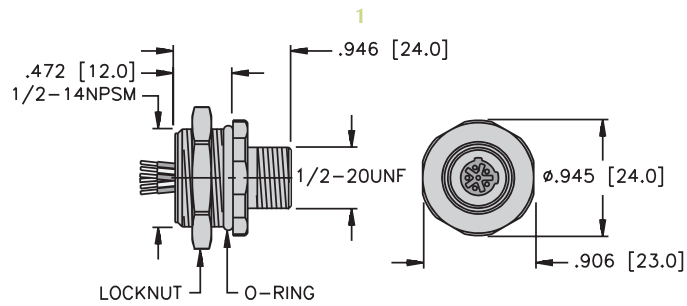


Housing Style	Part Number	Cable	Application	Pinout
 <p><b>SB ..SP**</b></p> <p>Dimensions: <math>\phi.720</math> [18.3], 1.536 [39.0], <math>\phi.571</math> [14.5], 7.874 [200.0], 1/2-20UNF, 0.66 METER RETRACTED LENGTH, 3.3 METER EXTENDED LENGTH</p>	SB 3T-3.3/S90-SP	AWM PUR Yellow 3X22 AWG 80° C 250 V, 4 A 5.2 mm OD	For repetitive motion, 3-wire applications	<ol style="list-style-type: none"> <li>GN</li> <li>RD/BK</li> <li>RD/WH</li> </ol> 
	SB 4T-3.3/S90-SP/S727	AWM PUR Grey 4X22 AWG 80° C 250 V, 4 A 5.2 mm OD	For repetitive motion, 3-wire AC flow sensor applications	<ol style="list-style-type: none"> <li>BN</li> <li>WH</li> <li>BU</li> <li>BK</li> </ol> 
 <p><b>WSB ..SP**</b></p> <p>Dimensions: <math>\phi.720</math> [18.3], 1.260 [32.0], 1.220 [31.0], <math>\phi.551</math> [14.0], 1/2-20UNF, 7.874 [200.0], 0.66 METER RETRACTED LENGTH, 3.3 METER EXTENDED LENGTH</p>	WSB 3T-3.3/S90-SP	AWM PUR Yellow 3X22 AWG 80° C 250 V, 4 A 5.2 mm OD	For repetitive motion, 3-wire applications	<ol style="list-style-type: none"> <li>GN</li> <li>RD/BK</li> <li>RD/WH</li> </ol> 
	WSB 4T-3.3/S90-SP/S727	AWM PUR Grey 4X22 AWG 80° C 250 V, 4 A 5.2 mm OD	For repetitive motion, 3-wire AC flow sensor applications	<ol style="list-style-type: none"> <li>BN</li> <li>WH</li> <li>BU</li> <li>BK</li> </ol> 

Cordsets

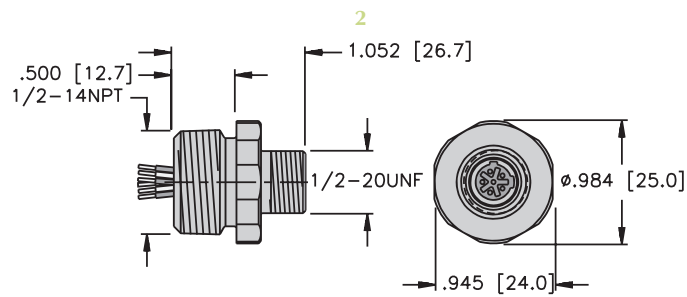
\* Length in meters. Standard cable length is 3.3 meters. Consult factory for other lengths.  
 \*\* Standard coupling nut material is nickel plated brass "SB"(WSB)"..; "SBV(WSBV)" indicates 316 stainless steel.

microfast® Receptacles



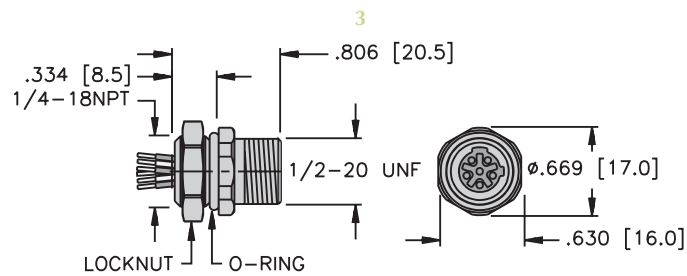
Front Mount 1/2-14 NPSM, Male

Page F25



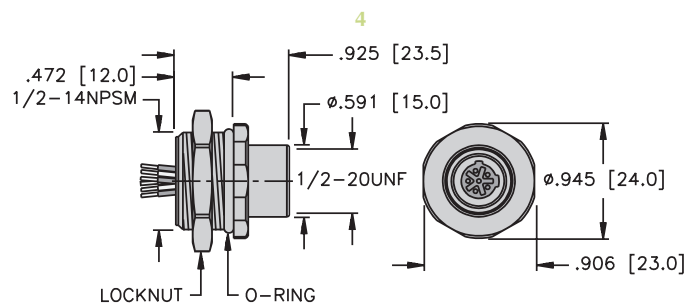
Front Mount 1/2-14 NPT, Male

Page F27



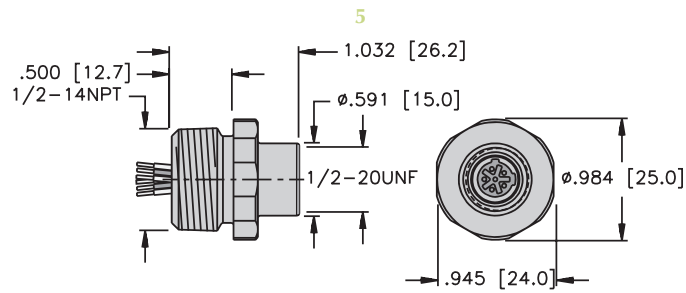
Front Mount 1/4-18 NPT, Male

Page F29 - F30



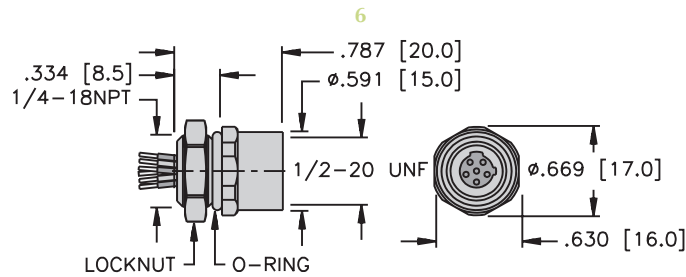
Front Mount 1/2-14 NPSM, Female

Page F26



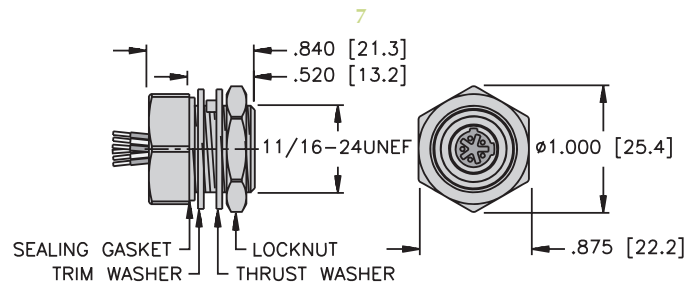
Front Mount 1/2-14 NPT, Female

Page F28



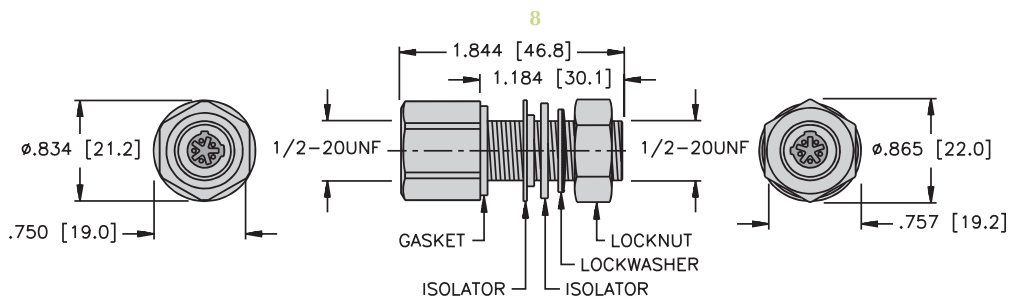
Front Mount 1/4-18 NPT, Female

Page F31



Back Panel Mount, Female

Page F32



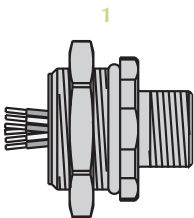

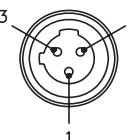
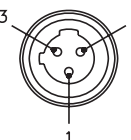
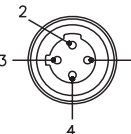
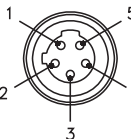
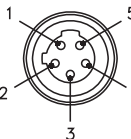
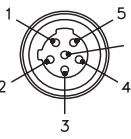
Bulkhead Feed-Thru

Page F33

2-6 Wire *microfast*® Receptacles, Front Mount, 1/2-14 NPSM Threads

- Male Receptacles
- NEMA 1, 3, 4, 6P and IEC IP 67 Protection
- 250 V, 4 A



Drawing Number	Part Number	Lead Specs.	Features	Pinout
 <p>FSB .. 14.5</p>	FSB 2-*/14.5	UL, CSA 2x22 AWG 105°C	1/2 - 14 NPSM Threads	1. BN 2. BU 
	FSB 3-*/14.5	UL, CSA 3x22 AWG 105°C		1. GN 2. RD/BK 3. RD/WH 
	FSB 3-*/14.5/S690	UL, CSA 3x18 AWG 105°C		
	FSB 4-*/14.5	UL, CSA 4x22 AWG 105°C		1. RD/BK 2. RD/WH 3. RD 4. GN 
	FSB 5-*/14.5	UL, CSA 5x22 AWG 105°C		1. RD/WH 2. RD 3. GN 4. RD/YE 5. RD/BK 
	FSB 5-*/14.5/S690	UL, CSA 5x18 AWG 105°C		
	FSB 6-*/14.5	UL, CSA 6x22 AWG 105°C		1. RD/WH 2. RD 3. GN 4. RD/YE 5. RD/BK 6. RD/BU 

See page F23 for dimensional drawings.

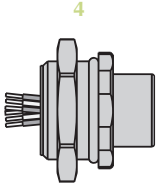
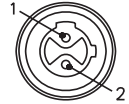
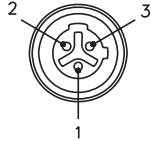
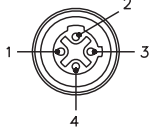
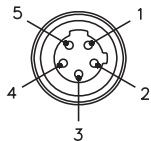
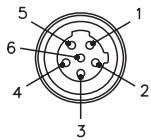
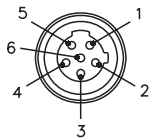
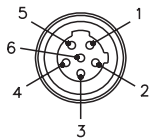
\* Length in meters. Standard lead length is 0.5 Meters. Consult factory for other lengths. Standard housing material is nickel plated brass."FSB ..".

To specify PVC jacketed cable, add "/S717" to the end of the part number.

2-6 Wire *microfast*® Receptacles, Front Mount, 1/2-14 NPSM Threads

- Female Receptacles
- NEMA 1, 3, 4, 6P and IEC IP 67 Protection
- 250 V, 4 A



Drawing Number	Part Number	Lead Specs.	Features	Pinout
 <p>FKB .. 14.5</p>	FKB 2-*/14.5	UL, CSA 2x22 AWG 105°C	1/2 - 14 NPSM Threads	1. BN 2. BU 
	FKB 3-*/14.5	UL, CSA 3x22 AWG 105°C		1. GN 2. RD/BK 3. RD/WH 
	FKB 3-*/14.5/S690	UL, CSA 3x18 AWG 105°C		
	FKB 4-*/14.5	UL, CSA 4x22 AWG 105°C		1. RD/BK 2. RD/WH 3. RD 4. GN 
	FKB 5-*/14.5	UL, CSA 5x22 AWG 105°C		1. RD/WH 2. RD 3. GN 4. RD/YE 5. RD/BK 
	FKB 5-*/14.5/S690	UL, CSA 5x18 AWG 105°C		
	FKB 6-*/14.5	UL, CSA 6x22 AWG 105°C		1. RD/WH 2. RD 3. GN 4. RD/YE 5. RD/BK 6. RD/BU 

Receptacles

See page F23 for dimensional drawings.

\* Length in meters. Standard lead length is 0.5 Meters. Consult factory for other lengths.

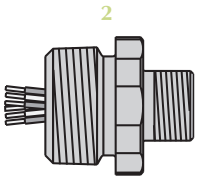

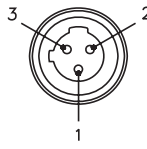
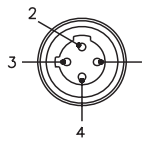
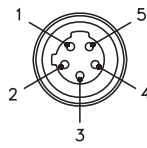
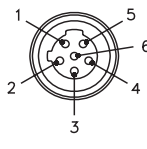
Standard housing material is nickel plated brass."FKB ..".

To specify PVC jacketed cable, add "/S717" to the end of the part number.

2-6 Wire *microfast*® Receptacles, Front Mount, 1/2-14 NPT Threads

- Male Receptacles
- NEMA 1, 3, 4, 6P and IEC IP 67 Protection
- 250 V, 4 A



Drawing Number	Part Number	Lead Specs.	Features	Pinout
 <b>FSB ..14.5/NPT</b>	FSB 2-*/14.5/NPT	UL, CSA 2x22 AWG 105°C	1/2 - 14 NPT Threads	1. BN 2. BU 
	FSB 3-*/14.5/NPT	UL, CSA 3x22 AWG 105°C		1. GN 2. RD/BK 3. RD/WH 
	FSB 4-*/14.5/NPT	UL, CSA 4x22 AWG 105°C		1. RD/BK 2. RD/WH 3. RD 4. GN 
	FSB 5-*/14.5/NPT	UL, CSA 5x22 AWG 105°C		1. RD/WH 2. RD 3. GN 4. RD/YE 5. RD/BK 
	FSB 5-*/14.5/NPT/S690	UL, CSA 5x18 AWG 105°C		1. RD/WH 2. RD 3. GN 4. RD/YE 5. RD/BK 6. RD/BU 
	FSB 6-*/14.5/NPT	UL, CSA 6x22 AWG 105°C		

See page F23 for dimensional drawings.

\* Length in meters. Standard lead length is 0.5 Meters. Consult factory for other lengths.

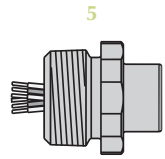
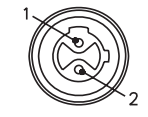
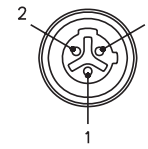
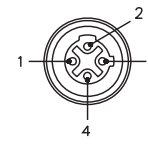
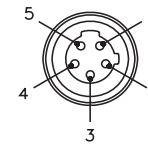
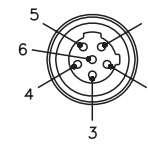
Standard housing material is nickel plated brass."FSB..".

To specify PVC jacketed cable, add "/S717" to the end of the part number.

## 2-6 Wire *microfast*® Receptacles, Front Mount, 1/2-14 NPT Threads

- Female Receptacles
- NEMA 1, 3, 4, 6P and IEC IP 67 Protection
- 250 V, 4 A



Drawing Number	Part Number	Lead Specs.	Features	Pinout
 <p>FKB .. 14.5/NPT</p>	FKB 2-*/14.5/NPT	UL, CSA 2x22 AWG 105°C	1/2 - 14 NPT Threads	1. BN 2. BU 
	FKB 3-*/14.5/NPT	UL, CSA 3x22 AWG 105°C		1. GN 2. RD/BK 3. RD/WH 
	FKB 4-*/14.5/NPT	UL, CSA 4x22 AWG 105°C		1. RD/BK 2. RD/WH 3. RD 4. GN 
	FKB 5-*/14.5/NPT	UL, CSA 5x22 AWG 105°C		1. RD/WH 2. RD 3. GN 4. RD/YE 5. RD/BK 
	FKB 6-*/14.5/NPT	UL, CSA 6x22 AWG 105°C		1. RD/WH 2. RD 3. GN 4. RD/YE 5. RD/BK 6. RD/BU 

Receptacles

See page F24 for dimensional drawings.

\* Length in meters. Standard lead length is 0.5 Meters. Consult factory for other lengths.

Standard housing material is nickel plated brass..FKB ..".

To specify PVC jacketed cable, add "/S717" to the end of the part number.

2-3 Wire *microfast*® Receptacles, Front Mount, 1/4-18 NPT Threads

- Male Receptacles
- NEMA 1, 3, 4, 6P and IEC IP 67 Protection
- 250 V, 4 A



Housing Style	Part Number	Lead Specs.	Features	Pinout
	FSB 2-*/18.25	UL, CSA 2x22 AWG 105°C	1/4 - 18 NPT Threads	1. BN 2. BU 
	FSB 3-*/18.25/S649	UL, CSA 3x22 AWG 105°C		1. GN 2. BK 3. WH
	FSB 3-*/18.25/S662	UL, CSA 3x18 AWG 105°C		
	FSB 3-*/18.25	UL, CSA 3x22 AWG 105°C		
	FSB 3-*/18.25/S690	UL, CSA 3x18 AWG 105°C		1. GN 2. RD/BK 3. RD/WH
	FSB 3-*/18.25/S881	UL, CSA 3x22 AWG 105°C		1. YE 2. GN 3. BN

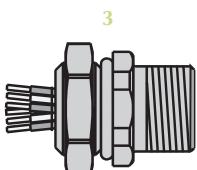
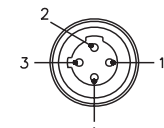
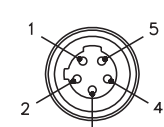
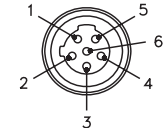
See page F23 for dimensional drawings.

\* Length in meters. Standard lead length is 0.5 Meters. Consult factory for other lengths.  
Standard housing material is nickel plated brass. "FSB ..". "FSBV.." indicates 316 stainless steel housing.  
To specify PVC jacketed cable, add "/S717" to the end of the part number.

## 4-6 Wire *microfast*® Receptacles, Front Mount, 1/4-18 NPT Threads

- Male Receptacles
- NEMA 1, 3, 4, 6P and IEC IP 67 Protection
- 250 V, 4 A



Housing Style	Part Number	Lead Specs.	Features	Pinout	
 <p>FSB ..18.25</p>	FSB 4-*/18.25/S621	UL, CSA 4x18 AWG 105°C	1/4-18 NPT threads	1. GY1 2. GY2 3. GY3 4. GY4	
	FSB 4-*/18.25	UL, CSA 4x22 AWG 105°C		1. RD/BK 2. RD/WH 3. RD 4. GN	
	FSB 4-*/18.25/S727	UL, CSA 4x22 AWG 105°C		1. BN 2. BU 3. BK 4. WH	
	FSB 5-*/18.25	UL, CSA 5x22 AWG 105°C		1. RD/WH 2. RD 3. GN 4. RD/YE 5. RD/BK	
	FSB 5-*/18.25/S690	UL, CSA 5x18 AWG 105°C		1. RD/WH 2. RD 3. GN 4. RD/YE 5. RD/BK 6. RD/BU	
	FSB 6-*/18.25	UL, CSA 6x22 AWG 105°C			

Receptacles

See page F23 for dimensional drawings.

\* Length in meters. Standard lead length is 0.5 Meters. Consult factory for other lengths.  
 Standard housing material is nickel plated brass. "FSB ..". "FSBV.." indicates 316 stainless steel housing.  
 To specify PVC jacketed cable, add "/S717" to the end of the part number.

2-6 Wire *microfast*® Receptacles, Front Mount, 1/4-18 NPT Threads

- Female Receptacles
- NEMA 1, 3, 4, 6P and IEC IP 67 Protection
- 250 V, 4 A



Housing Style	Part Number	Lead Specs.	Features	Pinout
<p>FKB ..18.25</p>	FKB 2-*/18.25	UL, CSA 2x22 AWG 105°C	1/4 - 18 NPT Threads	1. BN 2. BU 
	FKB 3-*/18.25	UL, CSA 3x22 AWG 105°C		1. GN 2. RD/BK 3. RD/WH 
	FKB 3-*/18.25/S690	UL, CSA 3x18 AWG 105°C		1. GN 2. BK 3. WH 
	FKB 3-*/18.25/S662	UL, CSA 3x18 AWG 105°C		1. RD/BK 2. RD/WH 3. RD 4. GN 
	FKB 4-*/18.25	UL, CSA 4x22 AWG 105°C		1. RD/WH 2. RD 3. GN 4. RD/YE 5. RD/BK 
	FKB 5-*/18.25	UL, CSA 5x22 AWG 105°C		1. RD/WH 2. RD 3. GN 4. RD/YE 5. RD/BK 6. RD/BU 
	FKB 5-*/18.25/S690	UL, CSA 5x18 AWG 105°C		
	FKB 6-*/18.25	UL, CSA 6x22 AWG 105°C		

See page F24 for dimensional drawings.

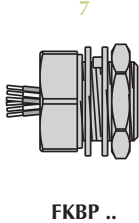
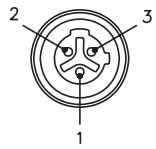
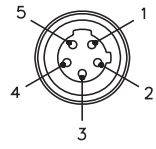
\* Length in meters. Standard lead length is 0.5 Meters. Consult factory for other lengths.

Standard housing material is nickel plated brass. "FKB ..". "FKBV .." indicates 316 stainless steel housing.

## 3 and 5-Wire *microfast*® Receptacles, Back Panel Mount, 11/16-24 Threads

- Female Receptacles
- NEMA 1, 3, 4, 6P and IEC IP 67 Protection
- 250 V, 4 A



Drawing Number	Part Number	Lead Specs.	Features	Pinout
 <p>7</p> <p>FKBP ..</p>	FKBP 3-*	UL, CSA 3x18 AWG 80°C	11/16-24 Threads	
	FKBP 5-*	UL, CSA 5x18 AWG 80°C		

Receptacles

See page F24 for dimensional drawings.

\* Length in meters. Standard lead length is 0.5 Meters. Consult factory for other lengths. Standard housing material is nickel plated brass.

3, 4 and 5-Wire *microfast*® Bulkhead Feed-Thru Receptacles

- Shielded
- NEMA 1, 3, 4, 6P and IEC IP 67 Protection
- 250 V, 4 A



Drawing Number	Part Number	Connector Specs.	Features	Pinout
	FKB FSB 3	Nickel Plated Brass 3-pin 105°C	1/2 - 20UNF Threads	
	FKB FSB 4	Nickel Plated Brass 4-pin 105°C		
	FKB FSB 5	Nickel Plated Brass 5-pin 105°C		

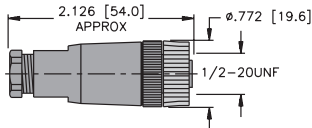
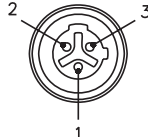
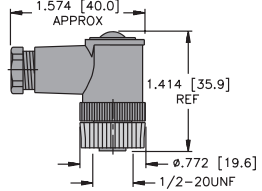
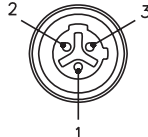
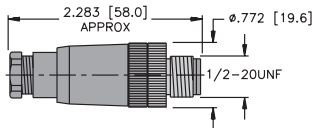
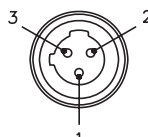
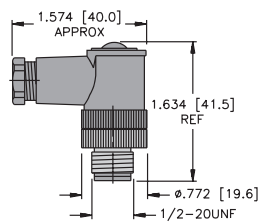
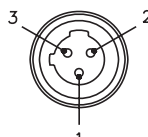
See page F24 for dimensional drawings.

Standard housing material is nickel plated brass. "FKB FSB ..". "FKBV FSBV.." indicates 316 stainless steel housing.

3-Pin *microfast*® Field Wireable Connectors

- Male and Female Connectors
- NEMA 1, 3, 4, 6P and IEC IP 67 Protection




Drawing Number	Part Number	Cable	Features	Pinout
	MF 3131-0	PBT, Black PG 7 cable diameter gland, accepts 4-6 mm cable diameter Screw terminals, accepts up to 18 AWG conductor 85°C 250 V, 4.0 A	Mates with 3-wire Cordsets and Receptacles	
	MF 3231-0	PBT, Black PG 7 cable diameter gland, accepts 4-6 mm cable diameter Screw terminals, accepts up to 18 AWG conductor 85°C 250 V, 4.0 A	Mates with 3-wire Cordsets and Receptacles	
	MFS 3131-0	PBT, Black PG 7 cable diameter gland, accepts 4-6 mm cable diameter Screw terminals, accepts up to 18 AWG conductor 85°C 250 V, 4.0 A	Mates with 3-wire Cordsets and Receptacles	
	MFS 3131-0	PBT, Black PG 7 cable diameter gland, accepts 4-6 mm cable diameter Screw terminals, accepts up to 18 AWG conductor 85°C 250 V, 4.0 A	Mates with 3-wire Cordsets and Receptacles	

*microfast*® Adapters

Housing Style	Part Number	Cable	Features	Pinout
	B3131-*	Nickel plated brass 3x26 AWG leads 80°C 250 V, 4.0 A	Mates with 3-pin cordsets, 1/2 - 14NPSM thread	<ol style="list-style-type: none"> <li>GN</li> <li>BN</li> <li>BU</li> </ol>
	B3141-*	Nickel plated brass 4x22 AWG leads 80°C 250 V, 4.0 A	Mates with 4-pin cordsets, 1/2 - 14NPSM thread	<ol style="list-style-type: none"> <li>RD/BK</li> <li>RD/WH</li> <li>RD</li> <li>GN</li> </ol>
	B3151-*	Nickel plated brass 5x26 AWG leads 80°C 250 V, 4.0 A	Mates with 5-pin cordsets, 1/2 - 14NPSM thread	<ol style="list-style-type: none"> <li>RD/WH</li> <li>RD</li> <li>GN</li> <li>RD/YE</li> <li>RD/BK</li> </ol>
	B3131-PG9-*	Nickel plated brass 3x26 AWG leads 80°C 250 V, 4.0 A	Mates with 3-pin cordsets, PG 9 thread	<ol style="list-style-type: none"> <li>GN</li> <li>BN</li> <li>BU</li> </ol>
	B3141-PG9-*	Nickel plated brass 4x22 AWG leads 80°C 250 V, 4.0 A	Mates with 4-pin cordsets, PG 9 thread	<ol style="list-style-type: none"> <li>RD/BK</li> <li>RD/WH</li> <li>RD</li> <li>GN</li> </ol>
	B3151-PG9-*	Nickel plated brass 5x26 AWG leads 80°C 250 V, 4.0 A	Mates with 5-pin cordsets, PG 9 thread	<ol style="list-style-type: none"> <li>RD/WH</li> <li>RD</li> <li>GN</li> <li>RD/YE</li> <li>RD/BK</li> </ol>
	RKM 30/SB3	Nickel plated brass 80°C 250 V, 4.0 A	Female minifast® to male microfast adapter, 3-pin	

**RKM 30/SB3 - Wiring Diagram**



- For Use in Sensors and Custom Receptacles
- Compatible with Standard *microfast* Cordsets



Housing Style	Part Number	Cable	Features	Pinout
	ESBW 3 (10/BAG)	Nylon Solder Cup, accepts up to 22 AWG 80°C 250 V, 4.0 A	Up to 3 conductors	
	ESBW 4 (10/BAG)	Nylon Solder Cup, accepts up to 22 AWG 80°C 250 V, 4.0 A	Up to 4 conductors	
	ESBW 5 (10/BAG)	Nylon Solder Cup, accepts up to 22 AWG 80°C 250 V, 4.0 A	Up to 5 conductors	
	SB-CC (10/BAG)	Polypropylene	Mates to female cordsets, receptacles and junction boxes	