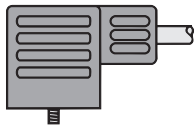
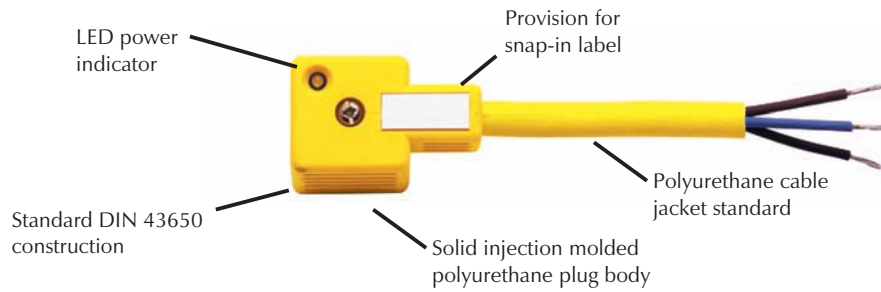


V*fast

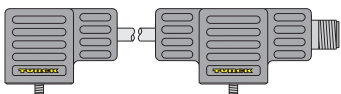
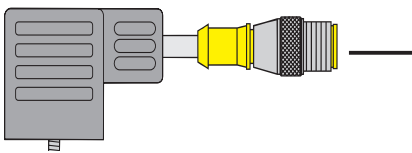
- Cable styles
- Extensions
- Integral connector
- Branch styles
- Field wireables





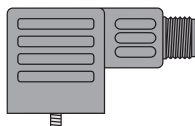
Cable Styles

Cable Styles	
Type "A" (18 mm) Straight Wired, Indicator LED, Indicator LED and MOV, Indicator LED and Diode - DC	K5-K6
Type "A" (18 mm) 3 Conductors + Ground Straight Wired, Indicator LED, Indicator LED and MOV	K11-K12
Type "B" (10 mm) Straight Wired, Indicator LED, Indicator LED and MOV, Indicator LED and Diode - DC	K15-K16
Type "I" (11 mm) Straight Wired, Indicator LED, Indicator LED and MOV, Indicator LED and Diode - DC	K21-K22
Type "C" (8 mm) Straight Wired, Indicator LED, Indicator LED and MOV, Indicator LED and Diode - DC	K27-K28
Type "C" (9.4 mm) Straight Wired, Indicator LED, Indicator LED and MOV, Indicator LED and Diode - DC	K33-K34



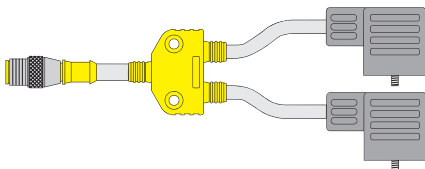
Extension Styles

Extension Styles	
Type "A" (18 mm) with <i>euromast</i>, <i>picofast</i>, <i>minifast</i> and <i>microfast</i> Connectors	K7-K10
Type "A" (18 mm) 3 Conductors + Ground with <i>euromast</i> Connector	K13-K14
Type "B" (10 mm) with <i>euromast</i>, <i>picofast</i>, <i>minifast</i> and <i>microfast</i> Connectors	K17-K20
Type "I" (11 mm) with <i>euromast</i>, <i>picofast</i>, <i>minifast</i> and <i>microfast</i> Connectors	K23-K26
Type "C" (8 mm) with <i>euromast</i>, <i>picofast</i>, <i>minifast</i> and <i>microfast</i> Connectors	K29-K32
Type "C" (9.4 mm) with <i>euromast</i>, <i>minifast</i> and <i>microfast</i> Connectors	K35-K38
Double Ended Valve Connectors - Consult factory for availability	



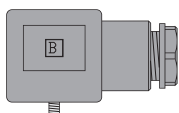
Integral Connector Styles

Integral Connector Styles	
Type "A" (18 mm) with <i>euromast</i> and <i>picofast</i> Connectors	K39-K40
Type "B" (10 mm) and Type "I" (11 mm) with <i>picofast</i> Connector	K39-K40



2 Branch Styles

2 Branch Molded Junctions with Valve Plugs	
Types "A", "B", "I" and "C"	K41-K42



Field Wireables

Field Wireable Styles	
Types "A", "B", "I" and "C"	K43-K44

V*fast DIN 43650 Cordset Part Number Key

V A S 22 - F 653 - *M /S..

DIN 43650 Valve Connector

T = Cable Exit On Ground Side
V = Cable Exit Opposite Ground Side

Configuration

A = Type "A" (27.5 x 27.5 mm)
18 mm Contact Spacing
B = Type "B" (21.5 x 28 mm)
10 mm Contact Spacing
I = Type "I" (21.5 x 28 mm)
11 mm Contact Spacing
C8 = Type "C" (16 x 16 mm)
8 mm Contact Spacing
C9 = Type "C" (16 x 16 mm)
9.4 mm Contact Spacing

Connector Body Color

G = Grey
S = Black
Y = Yellow

Pinout

2 = 2 Conductors, 1 Ground
21 = 2 Conductors, Ground Not Connected
22 = 2 Conductors, 1 Ground, Ground Contacts Parallel Wired
3 = 3 Conductors, 1 Ground
4 = 3 Conductors, 1 Ground, Additional Wire for Dual LED

Varieties

/S .. = Consult Factory, Special

Insertion Point of Extension Cable 2nd Prefix

Termination

(Blank) = Field Wireable
*M = Length of Cable in Meters
FS 5.3 = Integrated **eufofast** Connector
V1131 = Integrated **picofast** Connector

Cable Number / Description

(Blank) = Adapter
W = Field Wireable Connector
544 = Yellow PUR 4/18 AWG 80°C BN, BK, BU, Wh
587 = Black PUR 3/24 AWG 80°C BN, BK, BU
580 = Grey PVC 4/18 AWG 105°C BN, BK, BU, Wh
642 = Yellow PVC 3/24 AWG 105°C BN, BK, BU
644 = Yellow CPE 4/18 AWG 105°C BN, BK, BU, Wh
653 = Grey PVC 3/18 AWG 105°C BK#1, BK#2, Gn/YE
654 = Yellow CPE 3/18 AWG 105°C BN, BK, BU
658 = Yellow CPE 3/18 AWG 105°C Rd#1, Rd#2, Gn
669 = Grey PUR 3/18 AWG 80°C BK#1, BK#2, Gn/YE

Wiring Coding

A = Straight Through	0-220	VAC/DC
B = Yellow LED.	24-48	VAC/DC
C = Yellow LED.	110-220	VAC/DC
D = Yellow LED / MOV.	24-48	VAC/DC
E = Yellow LED / MOV.	110-220	VAC/DC
F = Yellow LED / Diode	24-48	VDC
K = Two Color LED For Change Over		
To Switch	24 VDC	
Red = Switch Open Position		
Green = Switch Closed Position		
L = Yellow LED.	24 VAC/DC	
M = Yellow LED.	48 VAC/DC	
N = Yellow LED.	110 VAC/DC	
P = Yellow LED / MOV.	24 VAC/DC	
R = Yellow LED / MOV.	48 VAC/DC	

Cordsets

Part Number keys are to assist in IDENTIFICATION ONLY.
Consult factory for catalog items not identified.

**All dimensions shown as:
Inches [mm]**

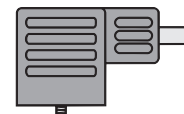


V*fast® Valve Connectors, Type “A” (18 mm)

- Available with PVC, PUR and Rubber Jacket
- 18 and 24 AWG
- 2 Conductors + Ground, Ground Contacts Parallel Wired



**All parts except “E”.



Type A

“A” Style Valve Connectors, Standard Color Code

Application	Cable Specs	Pinout	Voltage VAC/DC	Straight Wired	Indicator LED	Indicator LED and MOV**	Indicator LED and Diode - DC only
Standard duty PVC	3/18 AWG, Grey PVC 105°C 6.2 mm OD Black Body	1. BK 1 2. BK 2 Gnd - GN/YE	0-220	VAS 22-A653-*M	- - - -	- - - -	- - - -
			24-48	- - - -	VAS 22-B653-*M	VAS 22-D653-*M	VAS 22-F653-*M
			110-220	- - - -	VAS 22-C653-*M	VAS 22-E653-*M	- - - -
Standard duty PUR	3/18 AWG, Grey PUR 80°C 6.2 mm OD Black Body	1. BK 1 2. BK 2 Gnd - GN/YE	0-220	VAS 22-A669-*M	- - - -	- - - -	- - - -
			24-48	- - - -	VAS 22-B669-*M	VAS 22-D669-*M	VAS 22-F669-*M
			110-220	- - - -	VAS 22-C669-*M	VAS 22-E669-*M	- - - -

“A” Style Valve Connectors, IEC Color Code

Application	Cable Specs	Pinout	Voltage VAC/DC	Straight Wired	Indicator LED	Indicator LED and MOV**	Indicator LED and Diode - DC only
Small diameter PVC	3/24 AWG, Yellow PVC 105°C 4.4 mm OD Black Body	1. BN 2. BU Gnd - BK	0-220	VAS 22-A642-*M	- - - -	- - - -	- - - -
			24-48	- - - -	VAS 22-B642-*M	VAS 22-D642-*M	VAS 22-F642-*M
			110-220	- - - -	VAS 22-C642-*M	VAS 22-E642-*M	- - - -
Small diameter PUR	3/24 AWG, Black PUR 80°C 4.4 mm OD Black Body	1. BN 2. BU Gnd - BK	0-220	VAS 22-A587-*M	- - - -	- - - -	- - - -
			24-48	- - - -	VAS 22-B587-*M	VAS 22-D587-*M	VAS 22-F587-*M
			110-220	- - - -	VAS 22-C587-*M	VAS 22-E587-*M	- - - -
Rubber	3/18 AWG, Yellow CPE SJOOW, 105°C 8.0 mm OD Black Body	1. BN 2. BU Gnd - BK	0-220	VAS 22-A654-*M	- - - -	- - - -	- - - -
			24-48	- - - -	VAS 22-B654-*M	VAS 22-D654-*M	VAS 22-F654-*M
			110-220	- - - -	VAS 22-C654-*M	VAS 22-E654-*M	- - - -

“A” Style Valve Connectors, Automotive Color Code

Application	Cable Specs	Pinout	Voltage VAC/DC	Straight Wired	Indicator LED	Indicator LED and MOV**	Indicator LED and Diode - DC
Rubber	3/18 AWG, Yellow CPE SJOOW, 105°C 8.0 mm OD Yellow Body	1. RD 1 2. RD 2 Gnd - GN	0-220	VAY 22-A658-*M	- - - -	- - - -	- - - -
			24-48	- - - -	VAY 22-B658-*M	VAY 22-D658-*M	- - - -
			110-220	- - - -	VAY 22-C658-*M	VAY 22-E658-*M	- - - -

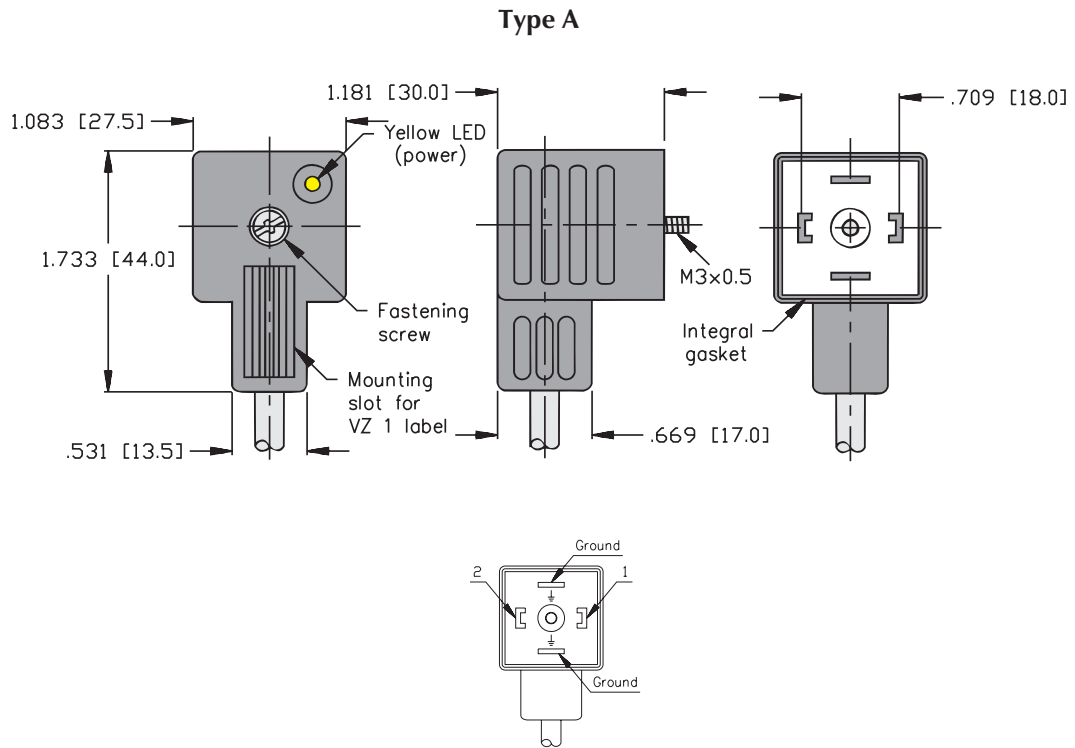
* Length in meters

Specifications

- Connector:** Oil resistant polyurethane body material, Nylon contact carrier.
- Contacts:** Silver plated copper alloy.
- Cable:** See table.
- Cable length:** Standard cable lengths are nominal 2, 5 and 10 meters. Other lengths available by request - consult factory.
- Protection Class:** NEMA 1,3,4,6P and IEC IP 67 when connected and secured.

Options: Grey connector body available (special order), change part number VAS .. or VAY .. to VAG ..
For other combinations or options, consult factory.

Dimensions



Cordsets

Wiring Diagrams

Straight Wired (A)	Indicator LED (B,C)	Indicator LED and MOV (D,E)	Indicator LED and Diode - DC (F)

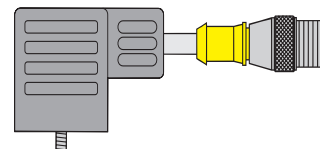


V*fast® Valve Connectors, Type “A” (18 mm) Extensions

- **eurofast® and picofast® Connectors**
- **Wired for Use with Junction Box**
- **Black Body**
- **2 Conductors + Ground (eurofast), Ground Contacts Parallel Wired**



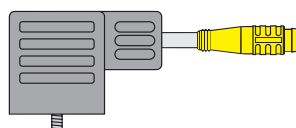
**All parts except “E”.



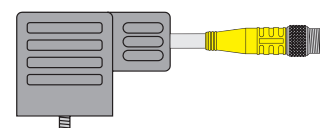
eurofast Extension

“A” Style Valve Connectors, eurofast Extension

Application	Cable Specs	Voltage VAC/DC	Straight Wired	Indicator LED	Indicator LED and MOV**	Indicator LED and Diode - DC only
Standard duty PVC	3/18 AWG Grey PVC 105°C 6.2 mm OD	0-220 24-48 110-220	VAS 22-A653-*M-RS 5.3T	- - - -	- - - -	- - - -
			- - - -	VAS 22-B653-*M-RS 5.3T	VAS 22-D653-*M-RS 5.3T	VAS 22-F653-*M-RS 5.3T
			- - - -	VAS 22-C653-*M-RS 5.3T	VAS 22-E653-*M-RS 5.3T	- - - -
Standard duty PUR	3/18 AWG Grey PUR 80°C 6.2 mm OD	0-220 24-48 110-220	VAS 22-A669-*M-RS 5.3T	- - - -	- - - -	- - - -
			- - - -	VAS 22-B669-*M-RS 5.3T	VAS 22-D669-*M-RS 5.3T	VAS 22-F669-*M-RS 5.3T
			- - - -	VAS 22-C669-*M-RS 5.3T	VAS 22-E669-*M-RS 5.3T	- - - -
Rubber	3/18 AWG Yellow CPE SJOOV 105°C 8.0 mm OD	0-220 24-48 110-220	VAS 22-A654-*M-RSE 5.3T	- - - -	- - - -	- - - -
			- - - -	VAS 22-B654-*M-RSE 5.3T	VAS 22-D654-*M-RSE 5.3T	VAS 22-F654-*M-RSE 5.3T
			- - - -	VAS 22-C654-*M-RSE 5.3T	VAS 22-E654-*M-RSE 5.3T	- - - -



picofast Snap Extension



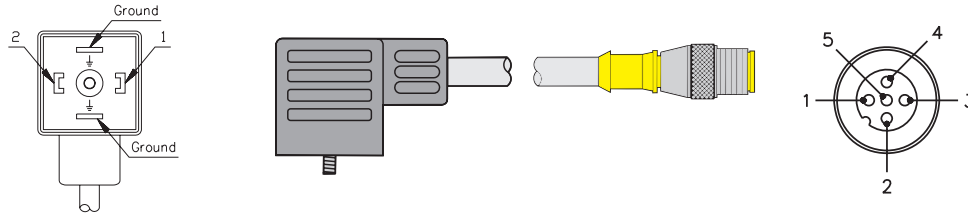
picofast Threaded Extension

“A” Style Valve Connectors, picofast Extension

Application	Cable Specs	Voltage VAC/DC	Straight Wired	Indicator LED	Indicator LED and MOV	Indicator LED and Diode - DC only
Small diameter, PVC Snap lock	3/24 AWG Yellow PVC 105°C 4.4 mm OD	0-125 24-48 110-220	VAS 22-A642-*M-PSG 3	- - - -	- - - -	- - - -
			- - - -	VAS 22-B642-*M-PSG 3	VAS 22-D642-*M-PSG 3	VAS 22-F642-*M-PSG 3
			- - - -	- - - -	- - - -	- - - -
Small diameter, PUR Snap lock	3/24 AWG Black PUR 80°C 4.4 mm OD	0-125 24-48 110-220	VAS 22-A587-*M-PSG 3	- - - -	- - - -	- - - -
			- - - -	VAS 22-B587-*M-PSG 3	VAS 22-D587-*M-PSG 3	VAS 22-F587-*M-PSG 3
			- - - -	- - - -	- - - -	- - - -
Small diameter, PVC Threaded	3/24 AWG Yellow PVC 105°C 4.4 mm OD	0-125 24-48 110-220	VAS 22-A642-*M-PSG 3M	- - - -	- - - -	- - - -
			- - - -	VAS 22-B642-*M-PSG 3M	VAS 22-D642-*M-PSG 3M	VAS 22-F642-*M-PSG 3M
			- - - -	- - - -	- - - -	- - - -
Small diameter, PUR Threaded	3/24 AWG Black PUR 80°C 4.4 mm OD	0-125 24-48 110-220	VAS 22-A587-*M-PSG 3M	- - - -	- - - -	- - - -
			- - - -	VAS 22-B587-*M-PSG 3M	VAS 22-D587-*M-PSG 3M	VAS 22-F587-*M-PSG 3M
			- - - -	- - - -	- - - -	- - - -

* Length in meters

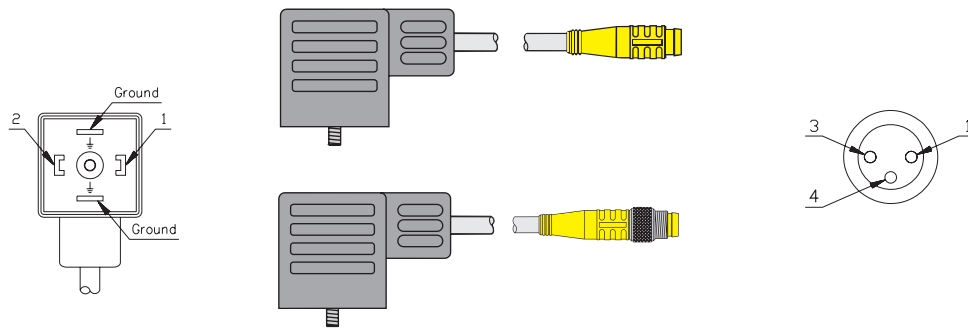
Type "A" (18 mm) Valve Connector to *euromast* Extension



Wiring Diagrams

Straight Wired (A)	Indicator LED (B,C)	Indicator LED and MOV (D,E)	Indicator LED and Diode - DC (F)

Type "A" (18 mm) Valve Connector to *picofast* Extension



Wiring Diagrams

Straight Wired (A)	Indicator LED (B,C)	Indicator LED and MOV (D,E)	Indicator LED and Diode - DC (F)

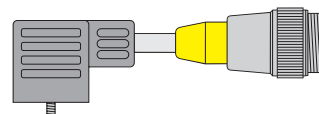


V*fast® Valve Connectors, Type “A” (18 mm) Extensions

- **minifast® and microfast® Connectors**
- **Available with PVC, PUR and Rubber Jackets**
- **18 AWG**
- **2 Conductors + Ground, Ground Contacts Parallel Wired**



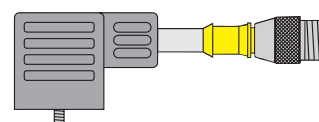
**All parts except “E”.



“A” Style Valve Connectors, minifast Extension

minifast Extension

Application	Cable Specs	Voltage VAC/DC	Straight Wired	Indicator LED	Indicator LED and MOV**
Standard duty PVC	3/18 AWG, Grey PVC 105°C 6.2 mm OD Black Body	0-220 24-48 110-220	VAS 22-A653-*M-RSM 30	- - - -	- - - -
			- - - -	VAS 22-B653-*M-RSM 30	VAS 22-D653-*M-RSM 30
			- - - -	VAS 22-C653-*M-RSM 30	VAS 22-E653-*M-RSM 30
Standard duty PUR	3/18 AWG, Grey PUR 80°C 6.2 mm OD Black Body	0-220 24-48 110-220	VAS 22-A669-*M-RSM 30	- - - -	- - - -
			- - - -	VAS 22-B669-*M-RSM 30	VAS 22-D669-*M-RSM 30
			- - - -	VAS 22-C669-*M-RSM 30	VAS 22-E669-*M-RSM 30
Rubber	3/18 AWG, Yellow CPE SJOOW 105°C 8.0 mm OD Yellow Body	0-220 24-48 110-220	VAY 22-A658-*M-RSM 30	- - - -	- - - -
			- - - -	VAY 22-B658-*M-RSM 30	VAY 22-D658-*M-RSM 30
			- - - -	VAY 22-C658-*M-RSM 30	VAY 22-E658-*M-RSM 30



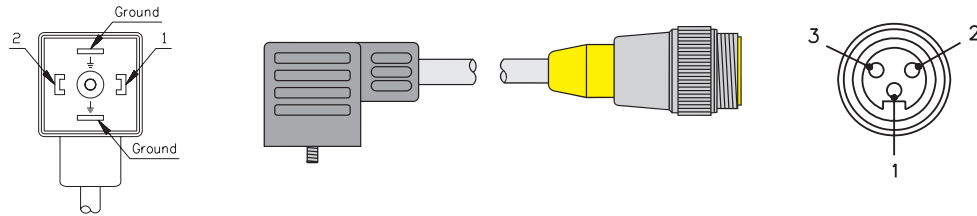
“A” Style Valve Connectors, microfast Extension

microfast Extension

Application	Cable Specs	Voltage VAC/DC	Straight Wired	Indicator LED	Indicator LED and MOV**
Standard duty PVC	3/18 AWG, Grey PVC 105°C 6.2 mm OD Black Body	0-220 24-48 110-220	VAS 22-A653-*M-SB 3T	- - - -	- - - -
			- - - -	VAS 22-B653-*M-SB 3T	VAS 22-D653-*M-SB 3T
			- - - -	VAS 22-C653-*M-SB 3T	VAS 22-E653-*M-SB 3T
Standard duty PUR	3/18 AWG, Grey PUR 80°C 6.2 mm OD Black Body	0-220 24-48 110-220	VAS 22-A669-*M-SB 3T	- - - -	- - - -
			- - - -	VAS 22-B669-*M-SB 3T	VAS 22-D669-*M-SB 3T
			- - - -	VAS 22-C669-*M-SB 3T	VAS 22-E669-*M-SB 3T
Rubber	3/18 AWG, Yellow CPE SJOOW, 105°C 8.0 mm OD Yellow Body	0-220 24-48 110-220	VAY 22-A658-*M-SBE 3T	- - - -	- - - -
			- - - -	VAY 22-B658-*M-SBE 3T	VAY 22-D658-*M-SBE 3T
			- - - -	VAY 22-C658-*M-SBE 3T	VAY 22-E658-*M-SBE 3T

* Length in meters

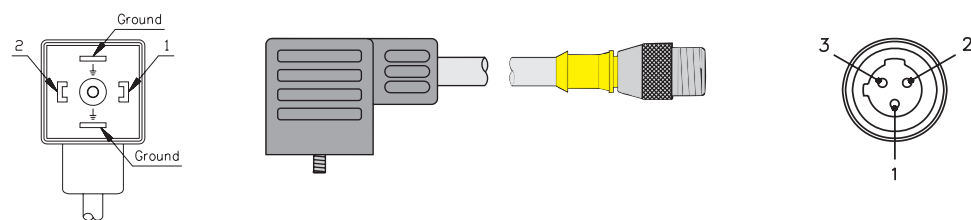
Type "A" (18 mm) Valve Connector to *minifast* Extension



Wiring Diagrams

Straight Wired (A)	Indicator LED (B,C)	Indicator LED and MOV (D,E)

Type "A" (18 mm) Valve Connector to *microfast* Extension



Wiring Diagrams

Straight Wired (A)	Indicator LED (B,C)	Indicator LED and MOV (D,E)

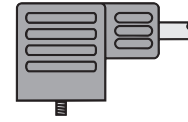


V*fast® Valve Connectors Type “A” (18 mm), 3 Conductors+Ground

- Available with PVC, PUR and Rubber Jackets
- Black Body
- 18 AWG
- 3 Conductors + Ground



**All parts except “E”.



Type A

“A” Style Valve Connectors, IEC Color Code

Application	Cable Specs	Pinout	Voltage VAC/DC	Straight Wired	Indicator LED	Indicator LED and MOV**
Standard duty PVC	4/18 AWG, Grey PVC 105°C 7.3 mm OD	1. BN 2. BU 3. WH Gnd - BK	0-220 24-48 110-220	VAS 3-A580-*M - - - - - - - -	- - - - VAS 3-B580-*M VAS 3-C580-*M	- - - - VAS 3-D580-*M VAS 3-E580-*M
Standard duty PUR	4/18 AWG, Yellow PUR 80°C 7.3 mm OD	1. BN 2. BU 3. WH Gnd - BK	0-220 24-48 110-220	VAS 3-A544-*M - - - - - - - -	- - - - VAS 3-B544-*M VAS 3-C544-*M	- - - - VAS 3-D544-*M VAS 3-E544-*M
Rubber	4/18 AWG, Yellow CPE SJ00W, 105°C 8.5 mm OD	1. BN 2. BU 3. WH Gnd - BK	0-220 24-48 110-220	VAS 3-A644-*M - - - - - - - -	- - - - VAS 3-B644-*M VAS 3-C644-*M	- - - - VAS 3-D644-*M VAS 3-E644-*M

* Length in meters

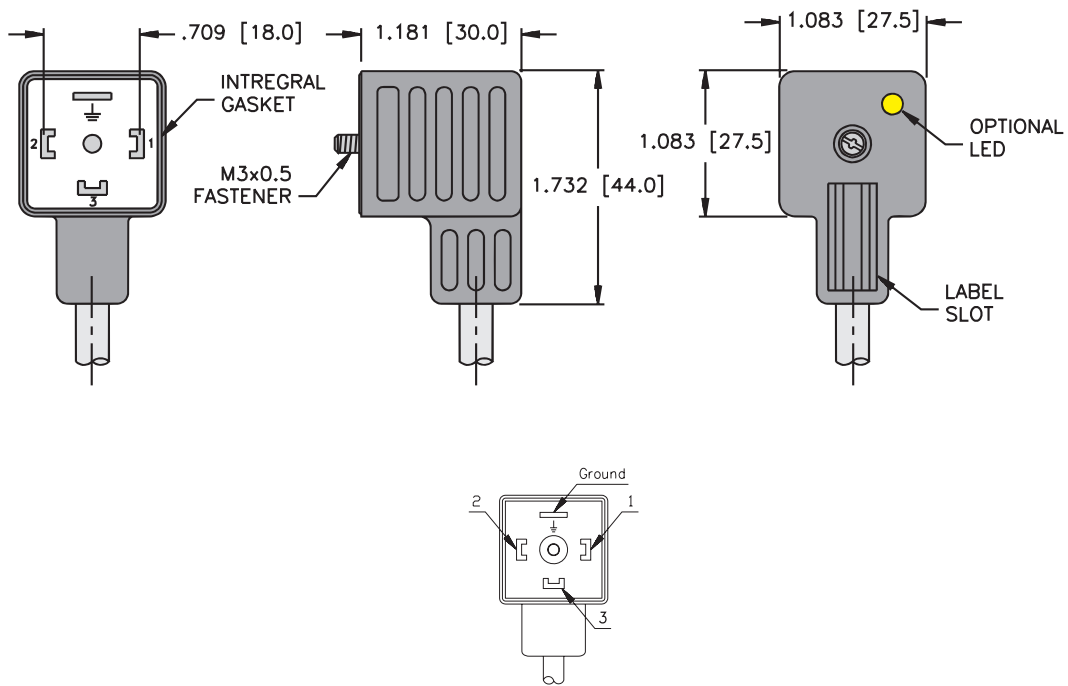
Specifications

- Connector:** Oil resistant polyurethane body material, Nylon contact carrier.
- Contacts:** Silver plated copper alloy.
- Cable:** See table.
- Cable length:** Standard cable lengths are nominal 2, 5 and 10 meters. Other lengths available by request - consult factory.
- Protection Class:** NEMA 1,3,4,6P and IEC IP 67 when connected and secured.

Options: Grey connector body available (special order), change part number VAS .. or VAY .. to VAG .. For other combinations or options, consult factory.

Dimensions

Type A



Wiring Diagrams

Straight Wired (A)	Indicator LED (B,C)	Indicator LED and MOV (D,E)
<p>1) _____</p> <p>2) _____</p> <p>3) _____</p> <p>GND) _____</p>		

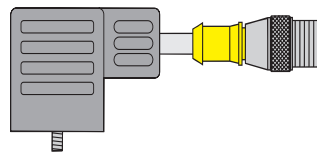


V*fast® Valve Connectors, Type "A" (18 mm) Extensions

- **eurofast® Connectors**
- **Available with PVC, PUR and Rubber Jackets**
- **18 AWG**
- **3 Conductors + Ground**



**All parts except "E".



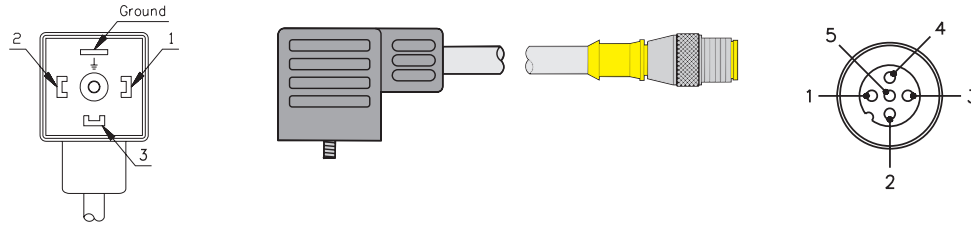
eurofast Extension

"A" Style Valve Connectors, eurofast Extension

Application	Cable Specs	Voltage VAC/DC	Straight Wired	Indicator LED	Indicator LED and MOV**
Standard duty PVC	4/18 AWG, Grey PVC 105°C 7.3 mm OD Black Body	0-220 24-48 110-220	VAS 3-A580-*M-RSC 5.42T - - - - - - - -	- - - - VAS 3-B580-*M-RSC 5.42T VAS 3-C580-*M-RSC 5.42T	- - - - VAS 3-D580-*M-RSC 5.42T VAS 3-E580-*M-RSC 5.42T
Standard duty PUR	4/18 AWG, Yellow PUR 80°C 7.3 mm OD Black Body	0-220 24-48 110-220	VAS 3-A544-*M-RSC 5.42T - - - - - - - -	- - - - VAS 3-B544-*M-RSC 5.42T VAS 3-C544-*M-RSC 5.42T	- - - - VAS 3-D544-*M-RSC 5.42T VAS 3-E544-*M-RSC 5.42T
Rubber	4/18 AWG, Yellow CPE SJ00W, 105°C 8.5 mm OD Black Body	0-220 24-48 110-220	VAS 3-A644-*M-RSE 5.42T - - - - - - - -	- - - - VAS 3-B644-*M-RSE 5.42T VAS 3-C644-*M-RSE 5.42T	- - - - VAS 3-D644-*M-RSE 5.42T VAS 3-E644-*M-RSE 5.42T

* Length in meters

Type "A" (18 mm) Valve Connector to *euromat* Extension



Wiring Diagrams

Straight Wired (A)	Indicator LED (B,C)	Indicator LED and MOV (D,E)
<p>1 ————— 2</p> <p>2 ————— 3</p> <p>3 ————— 4</p> <p>GND ————— 5</p>	<p>1 — 2</p> <p>2 — 3</p> <p>3 — 4</p> <p>GND — 5</p>	<p>1 — 2</p> <p>2 — 3</p> <p>3 — 4</p> <p>GND — 5</p>

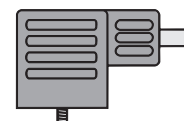


V*fast® Valve Connectors, Type “B” (10 mm)

- Available with PVC, PUR and Rubber Jacket
- 18 and 24 AWG
- 2 Conductors + Ground



**All parts except “E”.



Type B

“B” Style Valve Connectors, Standard Color Code

Application	Cable Specs	Pinout	Voltage VAC/DC	Straight Wired	Indicator LED	Indicator LED and MOV**	Indicator LED and Diode - DC only
Standard duty PVC	3/18 AWG, Grey PVC 105°C 6.2 mm OD Black Body	1. BK 1 2. BK 2 Gnd - GN/YE	0-220	VBS 2-A653-*M	- - - -	- - - -	- - - -
			24-48	- - - -	VBS 2-B653-*M	VBS 2-D653-*M	VBS 2-F653-*M
			110-220	- - - -	VBS 2-C653-*M	VBS 2-E653-*M	- - - -
Standard duty PUR	3/18 AWG, Grey PUR 80°C 6.2 mm OD Black Body	1. BK 1 2. BK 2 Gnd - GN/YE	0-220	VBS 2-A669-*M	- - - -	- - - -	- - - -
			24-48	- - - -	VBS 2-B669-*M	VBS 2-D669-*M	VBS 2-F669-*M
			110-220	- - - -	VBS 2-C669-*M	VBS 2-E669-*M	- - - -

“B” Style Valve Connectors, IEC Color Code

Application	Cable Specs	Pinout	Voltage VAC/DC	Straight Wired	Indicator LED	Indicator LED and MOV**	Indicator LED and Diode - DC only
Small diameter PVC	3/24 AWG, Yellow PVC 105°C 4.4 mm OD Black Body	1. BN 2. BU Gnd - BK	0-220	VBS 2-A642-*M	- - - -	- - - -	- - - -
			24-48	- - - -	VBS 2-B642-*M	VBS 2-D642-*M	VBS 2-F642-*M
			110-220	- - - -	VBS 2-C642-*M	VBS 2-E642-*M	- - - -
Small diameter PUR	3/24 AWG, Black PUR 80°C 4.4 mm OD Black Body	1. BN 2. BU Gnd - BK	0-220	VBS 2-A587-*M	- - - -	- - - -	- - - -
			24-48	- - - -	VBS 2-B587-*M	VBS 2-D587-*M	VBS 2-F587-*M
			110-220	- - - -	VBS 2-C587-*M	VBS 2-E587-*M	- - - -
Rubber	3/18 AWG, Yellow CPE SJOOW, 105°C 8.0 mm OD Black Body	1. BN 2. BU Gnd - BK	0-220	VBS 2-A654-*M	- - - -	- - - -	- - - -
			24-48	- - - -	VBS 2-B654-*M	VBS 2-D654-*M	VBS 2-F654-*M
			110-220	- - - -	VBS 2-C654-*M	VBS 2-E654-*M	- - - -

“B” Style Valve Connectors, Automotive Color Code

Application	Cable Specs	Pinout	Voltage VAC/DC	Straight Wired	Indicator LED	Indicator LED and MOV**	Indicator LED and Diode - DC only
Rubber	3/18 AWG, Yellow CPE SJOOW, 105°C 8.0 mm OD Yellow Body	1. RD 1 2. RD 2 Gnd - GN	0-220	VBY 2-A658-*M	- - - -	- - - -	- - - -
			24-48	- - - -	VBY 2-B658-*M	VBY 2-D658-*M	- - - -
			110-220	- - - -	VBY 2-C658-*M	VBY 2-E658-*M	- - - -

* Length in meters

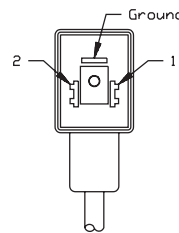
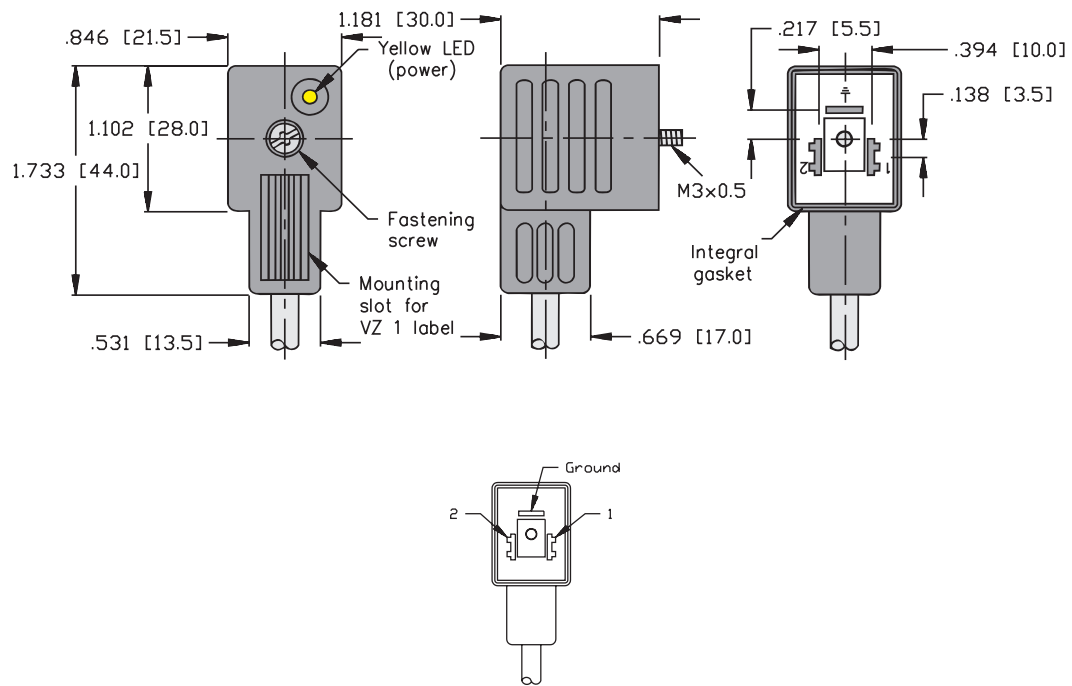
Specifications

- Connector:** Oil resistant polyurethane body material, Nylon contact carrier.
- Contacts:** Silver plated copper alloy.
- Cable:** See table.
- Cable length:** Standard cable lengths are nominal 2, 5 and 10 meters. Other lengths available by request - consult factory.
- Protection Class:** NEMA 1,3,4,6P and IEC IP 67 when connected and secured.

Options: Grey connector body available (special order), change part number VBS .. or VBY .. to VBG ..
 To have cable exit on the same side as the ground pin, change part number from VBS .. To TBS ..
 For other combinations or options, consult factory.

Dimensions

Type B



Wiring Diagrams

Straight Wired (A)	Indicator LED (B,C)	Indicator LED and MOV (D,E)	Indicator LED and Diode - DC (F)
<p>1) _____</p> <p>2) _____</p> <p>GND) _____</p>			

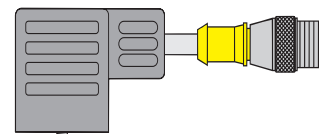


V*fast® Valve Connectors, Type “B” (10 mm) Extensions

- **euofast® and picofast® Connectors**
- **Wired for Use with Junction Box**
- **Black Body**
- **2 Conductors + Ground (euofast)**



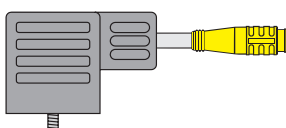
**All parts except “E”.



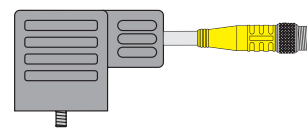
euofast Extension

“B” Style Valve Connectors, euofast Extension

Application	Cable Specs	Voltage VAC/DC	Straight Wired	Indicator LED	Indicator LED and MOV**	Indicator LED and Diode - DC only
Standard duty PVC	3/18 AWG Grey PVC 105°C 6.2 mm OD	0-220 24-48 110-220	VBS 2-A653-*M-RS 5.3T - - - - - - - -	- - - - VBS 2-B653-*M-RS 5.3T VBS 2-C653-*M-RS 5.3T	- - - - VBS 2-D653-*M-RS 5.3T VBS 2-E653-*M-RS 5.3T	- - - - VBS 2-F653-*M-RS 5.3T - - - -
Standard duty PUR	3/18 AWG Grey PUR 80°C 6.2 mm OD	0-220 24-48 110-220	VBS 2-A669-*M-RS 5.3T - - - - - - - -	- - - - VBS 2-B669-*M-RS 5.3T VBS 2-C669-*M-RS 5.3T	- - - - VBS 2-D669-*M-RS 5.3T VBS 2-E669-*M-RS 5.3T	- - - - VBS 2-F669-*M-RS 5.3T - - - -
Rubber	3/18 AWG Yellow CPE SJOOW, 105°C 8.0 mm OD	0-220 24-48 110-220	VBS 2-A654-*M-RSE 5.3T - - - - - - - -	- - - - VBS 2-B654-*M-RSE 5.3T VBS 2-C654-*M-RSE 5.3T	- - - - VBS 2-D654-*M-RSE 5.3T VBS 2-E654-*M-RSE 5.3T	- - - - VBS 2-F654-*M-RSE 5.3T - - - -



picofast Snap Extension



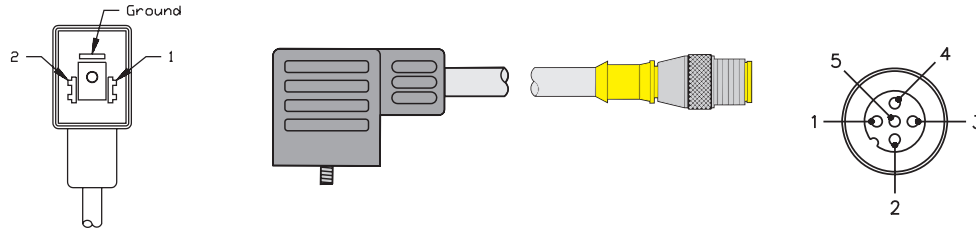
picofast Threaded Extension

“B” Style Valve Connectors, picofast Extension

Application	Cable Specs	Voltage VAC/DC	Straight Wired	Indicator LED	Indicator LED and MOV	Indicator LED and Diode - DC only
Small diameter, PVC Snap lock	3/24 AWG Yellow PVC 105°C 4.4 mm OD	0-125 24-48 110-220	VBS 2-A642-*M-PSG 3 - - - - - - - -	- - - - VBS 2-B642-*M-PSG 3 - - - -	- - - - VBS 2-D642-*M-PSG 3 - - - -	- - - - VBS 2-F642-*M-PSG 3 - - - -
Small diameter, PUR Snap lock	3/24 AWG Black PUR 80°C 4.4 mm OD	0-125 24-48 110-220	VBS 2-A587-*M-PSG 3 - - - - - - - -	- - - - VBS 2-B587-*M-PSG 3 - - - -	- - - - VBS 2-D587-*M-PSG 3 - - - -	- - - - VBS 2-F587-*M-PSG 3 - - - -
Small diameter, PVC Threaded	3/24 AWG Yellow PVC 105°C 4.4 mm OD	0-125 24-48 110-220	VBS 2-A642-*M-PSG 3M - - - - - - - -	- - - - VBS 2-B642-*M-PSG 3M - - - -	- - - - VBS 2-D642-*M-PSG 3M - - - -	- - - - VBS 2-F642-*M-PSG 3M - - - -
Small diameter, PUR Threaded	3/24 AWG Black PUR 80°C 4.4 mm OD	0-125 24-48 110-220	VBS 2-A587-*M-PSG 3M - - - - - - - -	- - - - VBS 2-B587-*M-PSG 3M - - - -	- - - - VBS 2-D587-*M-PSG 3M - - - -	- - - - VBS 2-F587-*M-PSG 3M - - - -

* Length in meters

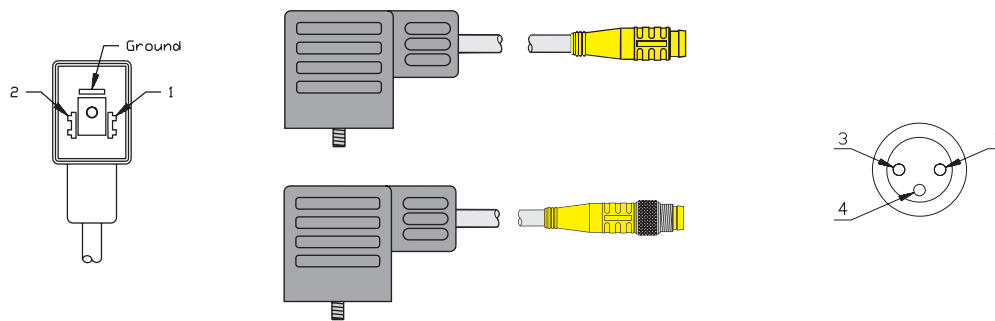
Type "B" (10 mm) Valve Connector to *euromast* Extension



Wiring Diagrams

Straight Wired (A)	Indicator LED (B,C)	Indicator LED and MOV (D,E)	Indicator LED and Diode - DC (F)

Type "B" (10 mm) Valve Connector to *picofast* Extension



Wiring Diagrams

Straight Wired (A)	Indicator LED (B,C)	Indicator LED and MOV (D,E)	Indicator LED and Diode - DC (F)

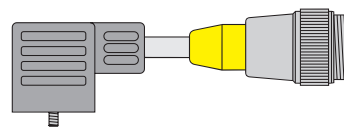


V*fast® Valve Connectors, Type “B” (10 mm) Extensions

- *minifast*® and *microfast*® Connectors
- 2 Conductors + Ground
- 18 AWG



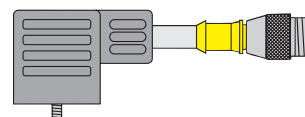
**All parts except “E”.



minifast Extension

“B” Style Valve Connectors, *minifast* Extension

Application	Cable Specs	Voltage VAC/DC	Straight Wired	Indicator LED	Indicator LED and MOV**
Standard duty PVC	3/18 AWG, Grey PVC 105°C 6.2 mm OD Black Body	0-220 24-48 110-220	VBS 2-A653-*M-RSM 30 - - - - - - - -	- - - - VBS 2-B653-*M-RSM 30 VBS 2-C653-*M-RSM 30	- - - - VBS 2-D653-*M-RSM 30 VBS 2-E653-*M-RSM 30
Standard duty PUR	3/18 AWG, Grey PUR 80°C 6.2 mm OD Black Body	0-220 24-48 110-220	VBS 2-A669-*M-RSM 30 - - - - - - - -	- - - - VBS 2-B669-*M-RSM 30 VBS 2-C669-*M-RSM 30	- - - - VBS 2-D669-*M-RSM 30 VBS 2-E669-*M-RSM 30
Rubber	3/18 AWG, Yellow CPE SJOOW, 105°C 8.0 mm OD Yellow Body	0-220 24-48 110-220	VBY 2-A658-*M-RSM 30 - - - - - - - -	- - - - VBY 2-B658-*M-RSM 30 VBY 2-C658-*M-RSM 30	- - - - VBY 2-D658-*M-RSM 30 VBY 2-E658-*M-RSM 30



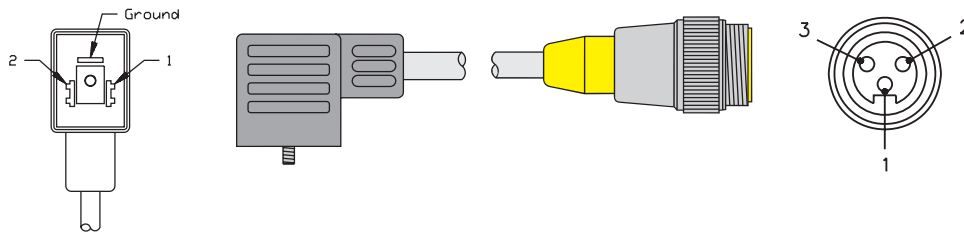
microfast Extension

“B” Style Valve Connectors, *microfast* Extension

Application	Cable Specs	Voltage VAC/DC	Straight Wired	Indicator LED	Indicator LED and MOV**
Standard duty PVC	3/18 AWG, Grey PVC 105°C 6.2 mm OD Black Body	0-220 24-48 110-220	VBS 2-A653-*M-SB 3T - - - - - - - -	- - - - VBS 2-B653-*M-SB 3T VBS 2-C653-*M-SB 3T	- - - - VBS 2-D653-*M-SB 3T VBS 2-E653-*M-SB 3T
Standard duty PUR	3/18 AWG, Grey PUR 80°C 6.2 mm OD Black Body	0-220 24-48 110-220	VBS 2-A669-*M-SB 3T - - - - - - - -	- - - - VBS 2-B669-*M-SB 3T VBS 2-C669-*M-SB 3T	- - - - VBS 2-D669-*M-SB 3T VBS 2-E669-*M-SB 3T
Rubber	3/18 AWG, Yellow CPE SJOOW, 105°C 8.0 mm OD Yellow Body	0-220 24-48 110-220	VBY 2-A658-*M-SBE 3T - - - - - - - -	- - - - VBY 2-B658-*M-SBE 3T VBY 2-C658-*M-SBE 3T	- - - - VBY 2-D658-*M-SBE 3T VBY 2-E658-*M-SBE 3T

* Length in meters

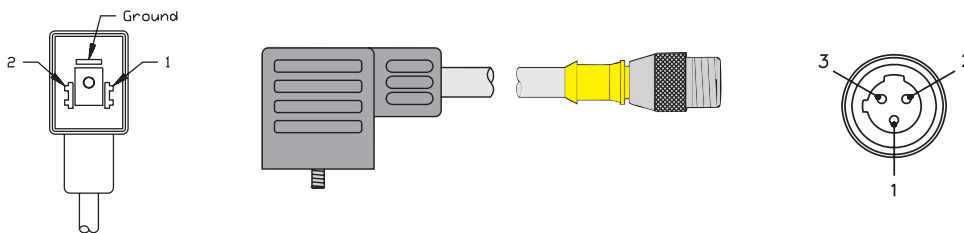
Type "B" (10 mm) Valve Connector to *minifast* Extension



Wiring Diagrams

Straight Wired (A)	Indicator LED (B,C)	Indicator LED and MOV (D,E)

Type "B" (10 mm) Valve Connector to *microfast* Extension



Wiring Diagrams

Straight Wired (A)	Indicator LED (B,C)	Indicator LED and MOV (D,E)

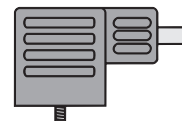


V*fast® Valve Connectors, Type "I" (11 mm)

- Available with PVC, PUR and Rubber Jacket
- 18 and 24 AWG
- 2 Conductors + Ground



**All parts except "E".



Type I

"I" Style Valve Connectors, Standard Color Code

Application	Cable Specs	Pinout	Voltage VAC/DC	Straight Wired	Indicator LED	Indicator LED and MOV**	Indicator LED and Diode - DC
Standard duty PVC	3/18 AWG, Grey PVC 105°C 6.2 mm OD Black Body	1. BK 1 2. BK 2 Gnd - GN/YE	0-220 24-48 110-220	VIS 2-A653-*M - - - - - - - -	- - - - VIS 2-B653-*M VIS 2-C653-*M	- - - - VIS 2-D653-*M VIS 2-E653-*M	- - - - VIS 2-F653-*M - - - -
Standard duty PUR	3/18 AWG, Grey PUR 80°C 6.2 mm OD Black Body	1. BK 1 2. BK 2 Gnd - GN/YE	0-220 24-48 110-220	VIS 2-A669-*M - - - - - - - -	- - - - VIS 2-B669-*M VIS 2-C669-*M	- - - - VIS 2-D669-*M VIS 2-E669-*M	- - - - VIS 2-F669-*M - - - -

"I" Style Valve Connectors, IEC Color Code

Application	Cable Specs	Pinout	Voltage VAC/DC	Straight Wired	Indicator LED	Indicator LED and MOV**	Indicator LED and Diode - DC only
Small diameter PVC	3/24 AWG, Yellow PVC 105°C 4.4 mm OD Black Body	1. BN 2. BU Gnd - BK	0-220 24-48 110-220	VIS 2-A642-*M - - - - - - - -	- - - - VIS 2-B642-*M VIS 2-C642-*M	- - - - VIS 2-D642-*M VIS 2-E642-*M	- - - - VIS 2-F642-*M - - - -
Small diameter PUR	3/24 AWG, Black PUR 80°C 4.4 mm OD Black Body	1. BN 2. BU Gnd - BK	0-220 24-48 110-220	VIS 2-A587-*M - - - - - - - -	- - - - VIS 2-B587-*M VIS 2-C587-*M	- - - - VIS 2-D587-*M VIS 2-E587-*M	- - - - VIS 2-F587-*M - - - -
Rubber	3/18 AWG, Yellow CPE SJOOW, 105°C 8.0 mm OD Black Body	1. BN 2. BU Gnd - BK	0-220 24-48 110-220	VIS 2-A654-*M - - - - - - - -	- - - - VIS 2-B654-*M VIS 2-C654-*M	- - - - VIS 2-D654-*M VIS 2-E654-*M	- - - - VIS 2-F654-*M - - - -

"I" Style Valve Connectors, Automotive Color Code

Application	Cable Specs	Pinout	Voltage VAC/DC	Straight Wired	Indicator LED	Indicator LED and MOV**	Indicator LED and Diode - DC only
Rubber	3/18 AWG, Yellow CPE SJOOW, 105°C 8.0 mm OD Yellow Body	1. RD 1 2. RD 2 Gnd - GN	0-220 24-48 110-220	VIY 2-A658-*M - - - - - - - -	- - - - VIY 2-B658-*M VIY 2-C658-*M	- - - - VIY 2-D658-*M VIY 2-E658-*M	- - - - - - - - - - - -

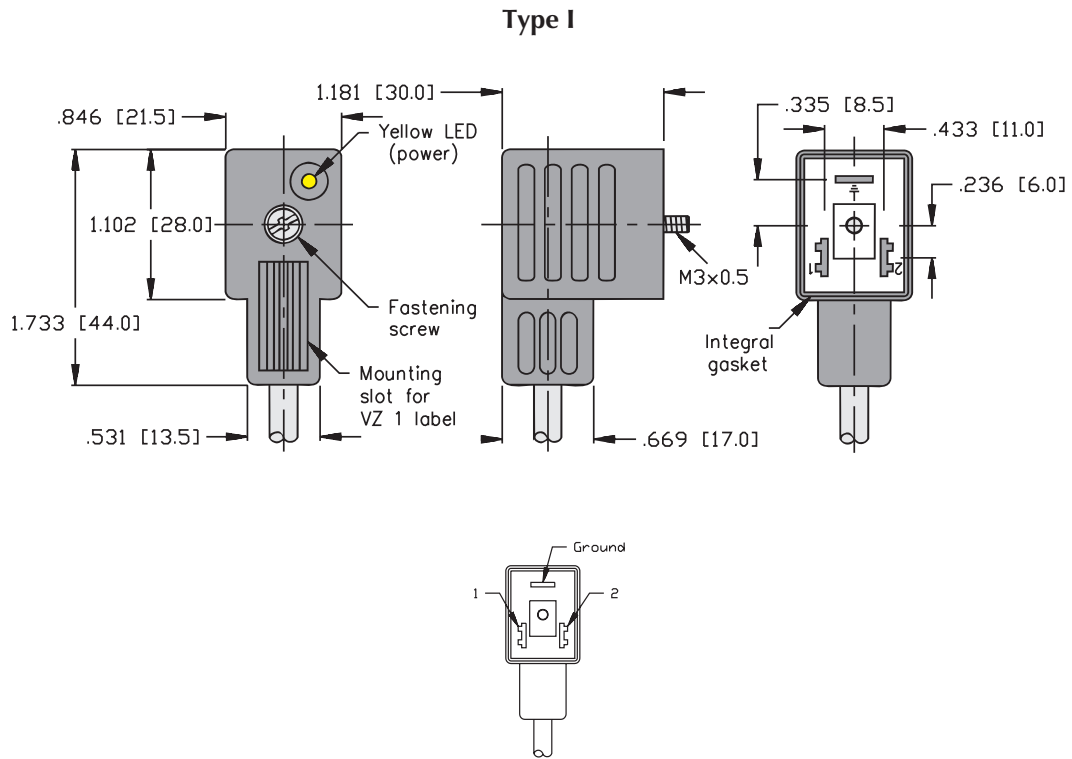
* Length in meters

Specifications

Connector: Oil resistant polyurethane body material, Nylon contact carrier.
Contacts: Silver plated copper alloy.
Cable: See table.
Cable length: Standard cable lengths are nominal 2, 5 and 10 meters. Other lengths available by request - consult factory.
Protection Class: NEMA 1,3,4,6P and IEC IP 67 when connected and secured.

Options: Grey connector body available (special order), change part number VIS .. or VIY .. to VIG ..
 To have cable exit on the same side as the ground pin, change part number from VIS .. to TIS ..
 For other combinations or options, consult factory.

Dimensions



Cordsets

Wiring Diagrams

Straight Wired (A)	Indicator LED (B,C)	Indicator LED and MOV (D,E)	Indicator LED and Diode - DC (F)
<p>1) _____</p> <p>2) _____</p> <p>GND) _____</p>			

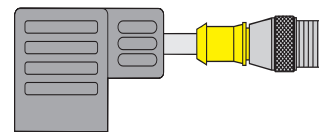


V*fast® Valve Connectors, Type "I" (11 mm) Extensions

- *euromast*® and *picofast*® Connectors
- **Black Body**
- **Wired for Use with Junction Box**
- **2 Conductors + Ground**



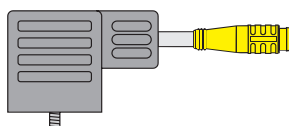
**All parts except "E".



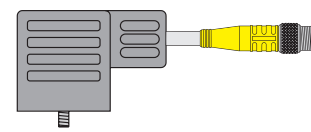
euromast Extension

"I" Style Valve Connectors, *euromast* Extension

Application	Cable Specs	Voltage VAC/DC	Straight Wired	Indicator LED	Indicator LED and MOV**	Indicator LED and Diode - DC only
Standard duty PVC	3/18 AWG Grey PVC 105°C 6.2 mm OD	0-220 24-48 110-220	VIS 2-A653-*M-RS 5.3T	- - - -	- - - -	- - - -
			- - - -	VIS 2-B653-*M-RS 5.3T	VIS 2-D653-*M-RS 5.3T	VIS 2-F653-*M-RS 5.3T
			- - - -	VIS 2-C653-*M-RS 5.3T	VIS 2-E653-*M-RS 5.3T	- - - -
Standard duty PUR	3/18 AWG Grey PUR 80°C 6.2 mm OD	0-220 24-48 110-220	VIS 2-A669-*M-RS 5.3T	- - - -	- - - -	- - - -
			- - - -	VIS 2-B669-*M-RS 5.3T	VIS 2-D669-*M-RS 5.3T	VIS 2-F669-*M-RS 5.3T
			- - - -	VIS 2-C669-*M-RS 5.3T	VIS 2-E669-*M-RS 5.3T	- - - -
Rubber	3/18 AWG Yellow CPE SJOOW, 105°C 8.0 mm OD	0-220 24-48 110-220	VIS 2-A654-*M-RSE 5.3T	- - - -	- - - -	- - - -
			- - - -	VIS 2-B654-*M-RSE 5.3T	VIS 2-D654-*M-RSE 5.3T	VIS 2-F654-*M-RSE 5.3T
			- - - -	VIS 2-C654-*M-RSE 5.3T	VIS 2-E654-*M-RSE 5.3T	- - - -



picofast Snap Extension



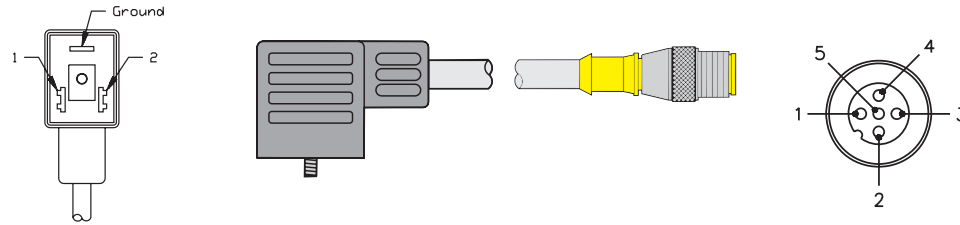
picofast Threaded Extension

"I" Style Valve Connectors, *picofast* Extension

Application	Cable Specs	Voltage VAC/DC	Straight Wired	Indicator LED	Indicator LED and MOV	Indicator LED and Diode - DC only
Small diameter, PVC Snap lock	3/24 AWG Yellow PVC 105°C 4.4 mm OD	0-125 24-48 110-220	VIS 2-A642-*M-PSG 3	- - - -	- - - -	- - - -
			- - - -	VIS 2-B642-*M-PSG 3	VIS 2-D642-*M-PSG 3	VIS 2-F642-*M-PSG 3
			- - - -	- - - -	- - - -	- - - -
Small diameter, PUR Snap lock	3/24 AWG Black PUR 80°C 4.4 mm OD	0-125 24-48 110-220	VIS 2-A587-*M-PSG 3	- - - -	- - - -	- - - -
			- - - -	VIS 2-B587-*M-PSG 3	VIS 2-D587-*M-PSG 3	VIS 2-F587-*M-PSG 3
			- - - -	- - - -	- - - -	- - - -
Small diameter, PVC Threaded	3/24 AWG Yellow PVC 105°C 4.4 mm OD	0-125 24-48 110-220	VIS 2-A642-*M-PSG 3M	- - - -	- - - -	- - - -
			- - - -	VIS 2-B642-*M-PSG 3M	VIS 2-D642-*M-PSG 3M	VIS 2-F642-*M-PSG 3M
			- - - -	- - - -	- - - -	- - - -
Small diameter, PUR Threaded	3/24 AWG Black PUR 80°C 4.4 mm OD	0-125 24-48 110-220	VIS 2-A587-*M-PSG 3M	- - - -	- - - -	- - - -
			- - - -	VIS 2-B587-*M-PSG 3M	VIS 2-D587-*M-PSG 3M	VIS 2-F587-*M-PSG 3M
			- - - -	- - - -	- - - -	- - - -

* Length in meters

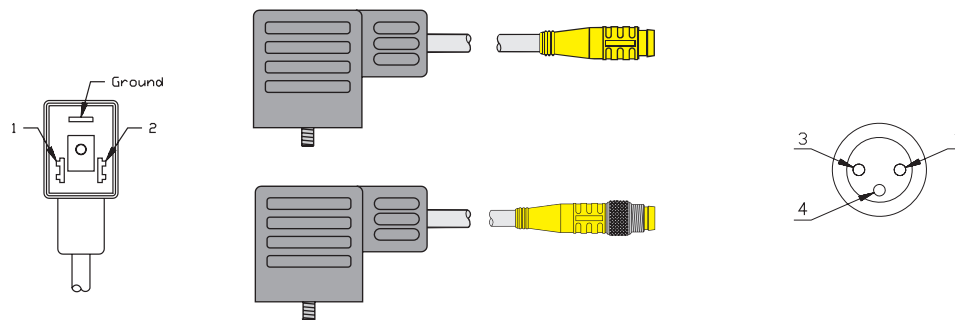
Type "I" (11 mm) Valve Connector to eurofast Extension



Wiring Diagrams

Straight Wired (A)	Indicator LED (B,C)	Indicator LED and MOV (D,E)	Indicator LED and Diode - DC (F)
<p>1 → 4</p> <p>2 → 3</p> <p>GND → 5</p>			<p>DC ONLY</p>

Type "I" (11 mm) Valve Connector to picofast Extension



Wiring Diagrams

Straight Wired (A)	Indicator LED (B,C)	Indicator LED and MOV (D,E)	Indicator LED and Diode - DC (F)
<p>1 → 4</p> <p>2 → 3</p> <p>GND → NC</p>			<p>DC ONLY</p>

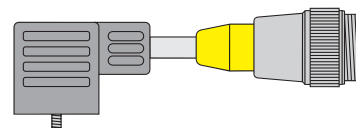


V*fast® Valve Connectors, Type “I” (11 mm) Extensions

- **minifast® and microfast® Connectors**
- **Available with PVC, PUR and Rubber Jacket**
- **18 AWG**
- **2 Conductors + Ground (eurofast)**



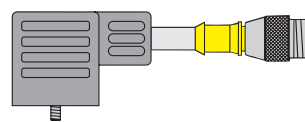
**All parts except “E”.



“I” Style Valve Connectors, minifast Extension

minifast Extension

Application	Cable Specs	Voltage VAC/DC	Straight Wired	Indicator LED	Indicator LED and MOV**
Standard duty PVC	3/18 AWG, Grey PVC 105°C 6.2 mm OD Black Body	0-220 24-48 110-220	VIS 2-A653-*M-RSM 30 - - - - - - - -	- - - - VIS 2-B653-*M-RSM 30 VIS 2-C653-*M-RSM 30	- - - - VIS 2-D653-*M-RSM 30 VIS 2-E653-*M-RSM 30
Standard duty PUR	3/18 AWG, Grey PUR 80°C 6.2 mm OD Black Body	0-220 24-48 110-220	VIS 2-A669-*M-RSM 30 - - - - - - - -	- - - - VIS 2-B669-*M-RSM 30 VIS 2-C669-*M-RSM 30	- - - - VIS 2-D669-*M-RSM 30 VIS 2-E669-*M-RSM 30
Rubber	3/18 AWG, Yellow CPE SJOOW, 105°C 8.0 mm OD Yellow Body	0-220 24-48 110-220	VIY 2-A658-*M-RSM 30 - - - - - - - -	- - - - VIY 2-B658-*M-RSM 30 VIY 2-C658-*M-RSM 30	- - - - VIY 2-D658-*M-RSM 30 VIY 2-E658-*M-RSM 30



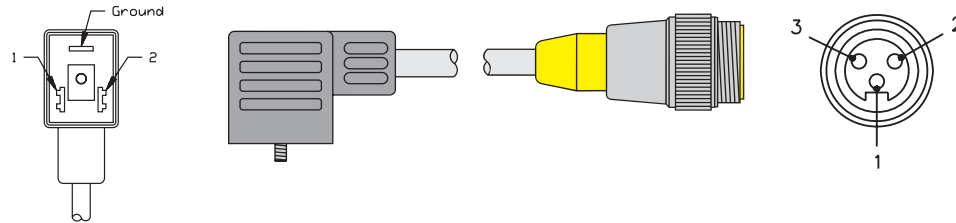
“I” Style Valve Connectors, microfast Extension

microfast Extension

Application	Cable Specs	Voltage VAC/DC	Straight Wired	Indicator LED	Indicator LED and MOV**
Standard duty PVC	3/18 AWG, Grey PVC 105°C 6.2 mm OD Black Body	0-220 24-48 110-220	VIS 2-A653-*M-SB 3T - - - - - - - -	- - - - VIS 2-B653-*M-SB 3T VIS 2-C653-*M-SB 3T	- - - - VIS 2-D653-*M-SB 3T VIS 2-E653-*M-SB 3T
Standard duty PUR	3/18 AWG, Grey PUR 80°C 6.2 mm OD Black Body	0-220 24-48 110-220	VIS 2-A669-*M-SB 3T - - - - - - - -	- - - - VIS 2-B669-*M-SB 3T VIS 2-C669-*M-SB 3T	- - - - VIS 2-D669-*M-SB 3T VIS 2-E669-*M-SB 3T
Rubber	3/18 AWG, Yellow CPE SJOOW, 105°C 8.0 mm OD Yellow Body	0-220 24-48 110-220	VIY 2-A658-*M-SBE 3T - - - - - - - -	- - - - VIY 2-B658-*M-SBE 3T VIY 2-C658-*M-SBE 3T	- - - - VIY 2-D658-*M-SBE 3T VIY 2-E658-*M-SBE 3T

* Length in meters

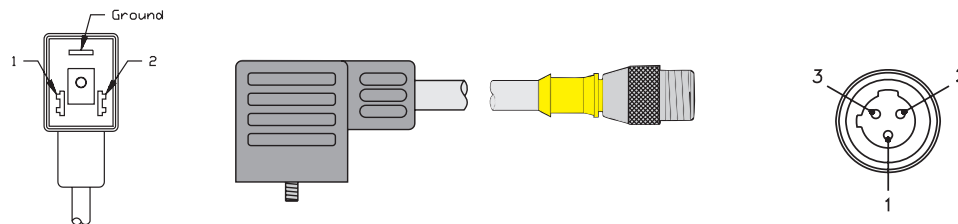
Type "I" (11 mm) Valve Connector to *minifast* Extension



Wiring Diagrams

Straight Wired (A)	Indicator LED (B,C)	Indicator LED and MOV (D,E)

Type "I" (11 mm) Valve Connector to *microfast* Extension



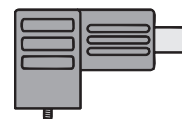
Wiring Diagrams

Straight Wired (A)	Indicator LED (B,C)	Indicator LED and MOV (D,E)



V*fast® Valve Connectors, Type “C” (8 mm)

- Available with PVC and PUR Jackets
- 2 Conductor + Ground
- 18 and 24 AWG



Type C

“C” (8.0 mm) Style Valve Connectors, Standard Color Code

Application	Cable Specs	Pinout	Voltage VAC/DC	Straight Wired	Indicator LED	Indicator LED and Suppressor Diodes
Standard duty PVC	3/18 AWG, Grey PVC 105°C 6.2 mm OD Black Body	1. BK 1 2. BK 2 Gnd - GN/YE	0-220	TC8S 2-A653-*M	- - - -	- - - -
			24	- - - -	TC8S 2-L653-*M	TC8S 2-P653-*M
			48	- - - -	TC8S 2-M653-*M	TC8S 2-R653-*M
			110	- - - -	TC8S 2-N653-*M	- - - -
Standard duty PUR	3/18 AWG, Grey PUR 80°C 6.2 mm OD Black Body	1. BK 1 2. BK 2 Gnd - GN/YE	0-220	TC8S 2-A669-*M	- - - -	- - - -
			24	- - - -	TC8S 2-L669-*M	TC8S 2-P669-*M
			48	- - - -	TC8S 2-M669-*M	TC8S 2-R669-*M
			110	- - - -	TC8S 2-N669-*M	- - - -

“C” (8.0 mm) Style Valve Connectors, IEC Color Code

Application	Cable Specs	Pinout	Voltage VAC/DC	Straight Wired	Indicator LED	Indicator LED and Suppressor Diodes
Small diameter PVC	3/24 AWG, Yellow PVC 105°C 4.4 mm OD Black Body	1. BN 2. BU Gnd - BK	0-220	TC8S 2-A642-*M	- - - -	- - - -
			24	- - - -	TC8S 2-L642-*M	TC8S 2-P642-*M
			48	- - - -	TC8S 2-M642-*M	TC8S 2-R642-*M
			110	- - - -	TC8S 2-N642-*M	- - - -
Small diameter PUR	3/24 AWG, Black PUR 80°C 4.4 mm OD Black Body	1. BN 2. BU Gnd - BK	0-220	TC8S 2-A587-*M	- - - -	- - - -
			24	- - - -	TC8S 2-L587-*M	TC8S 2-P587-*M
			48	- - - -	TC8S 2-M587-*M	TC8S 2-R587-*M
			110	- - - -	TC8S 2-N587-*M	- - - -

* Length in meters

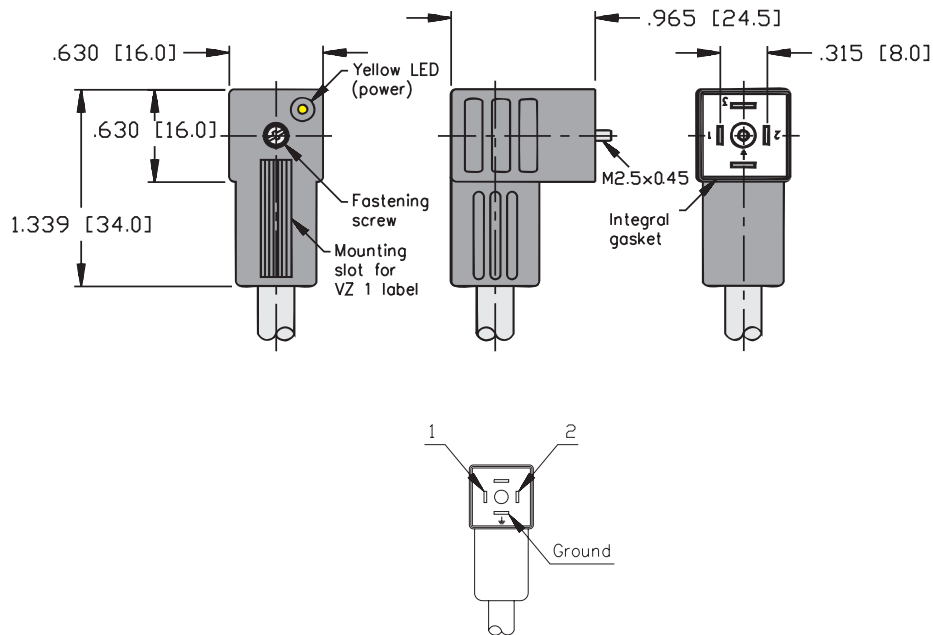
Specifications

- Connector:** Oil resistant polyurethane body material, Nylon contact carrier.
- Contacts:** Silver plated copper alloy.
- Cable:** See table.
- Cable length:** Standard cable lengths are nominal 5 meters. Other lengths available by request - consult factory.
- Protection Class:** NEMA 1,3,4,6P and IEC IP 67 when connected and secured.

Options: Grey connector body available (special order), change part number TC8S... To TC8G... For other combinations or options, consult factory.

Dimensions

Type C (8 mm)



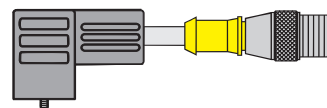
Wiring Diagrams

Straight Wired (A)	Indicator LED (L,M,N)	Indicator LED and Suppressor Diodes (P,R)
<p>1) _____</p> <p>2) _____</p> <p>GND) _____</p>		



V*fast® Valve Connectors, Type "C" (8 mm) Extensions

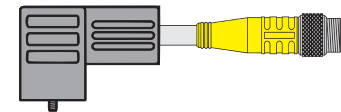
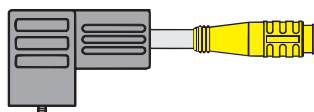
- Available with PVC and PUR Jackets
- 18 and 24 AWG
- 2 Conductor + Ground (eurofast)



"C" (8.0 mm) Style Valve Connectors, eurofast Extension

eurofast Extension

Application	Cable Specs	Voltage VAC/DC	Straight Wired	Indicator LED	Indicator LED and Suppressor Diodes
Standard duty PVC	3/18 AWG, Grey PVC 105°C 6.2 mm OD Black Body	0-220	TC8S 2-A653-*M-RS 5.3T	- - - -	- - - -
		24	- - - -	TC8S 2-L653-*M-RS 5.3T	TC8S 2-P653-*M-RS 5.3T
		48	- - - -	TC8S 2-M653-*M-RS 5.3T	TC8S 2-R653-*M-RS 5.3T
		110	- - - -	TC8S 2-N653-*M-RS 5.3T	- - - -
Standard duty PUR	3/18 AWG, Grey PUR 80°C 6.2 mm OD Black Body	0-220	TC8S 2-A669-*M-RS 5.3T	- - - -	- - - -
		24	- - - -	TC8S 2-L669-*M-RS 5.3T	TC8S 2-P669-*M-RS 5.3T
		48	- - - -	TC8S 2-M669-*M-RS 5.3T	TC8S 2-R669-*M-RS 5.3T
		110	- - - -	TC8S 2-N669-*M-RS 5.3T	- - - -



"C" (8.0 mm) Style Valve Connectors, picofast Extension

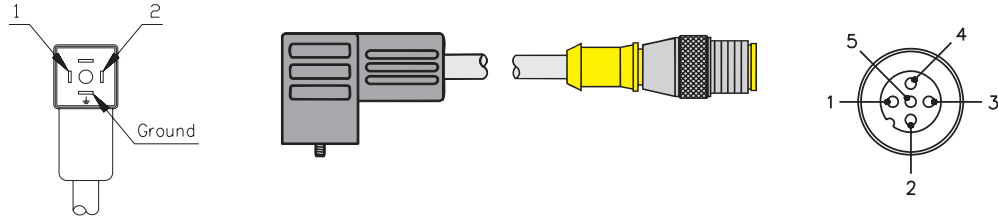
picofast Snap Extension

picofast Threaded Extension

Application	Cable Specs	Voltage VAC/DC	Straight Wired	Indicator LED	Indicator LED and Suppressor Diodes
Small diameter, PVC Snap Lock	3/24 AWG Yellow PVC 105°C 4.4 mm OD	0-125	TC8S 2-A642-*M-PSG 3	- - - -	- - - -
		24	- - - -	TC8S 2-L642-*M-PSG 3	TC8S 2-P642-*M-PSG 3
		48	- - - -	TC8S 2-M642-*M-PSG 3	TC8S 2-R642-*M-PSG 3
Small diameter, PUR Snap Lock	3/24 AWG Black PUR 80°C 4.4 mm OD	0-125	TC8S 2-A587-*M-PSG 3	- - - -	- - - -
		24	- - - -	TC8S 2-L587-*M-PSG 3	TC8S 2-P587-*M-PSG 3
		48	- - - -	TC8S 2-M587-*M-PSG 3	TC8S 2-R587-*M-PSG 3
Small diameter, PVC Threaded	3/24 AWG Yellow PVC 105°C 4.4 mm OD	0-125	TC8S 2-A642-*M-PSG 3M	- - - -	- - - -
		24	- - - -	TC8S 2-L642-*M-PSG 3M	TC8S 2-P642-*M-PSG 3M
		48	- - - -	TC8S 2-M642-*M-PSG 3M	TC8S 2-R642-*M-PSG 3M
Small diameter, PUR Threaded	3/24 AWG Black PUR 80°C 4.4 mm OD	0-125	TC8S 2-A587-*M-PSG 3M	- - - -	- - - -
		24	- - - -	TC8S 2-L587-*M-PSG 3M	TC8S 2-P587-*M-PSG 3M
		48	- - - -	TC8S 2-M587-*M-PSG 3M	TC8S 2-R587-*M-PSG 3M

* Length in meters

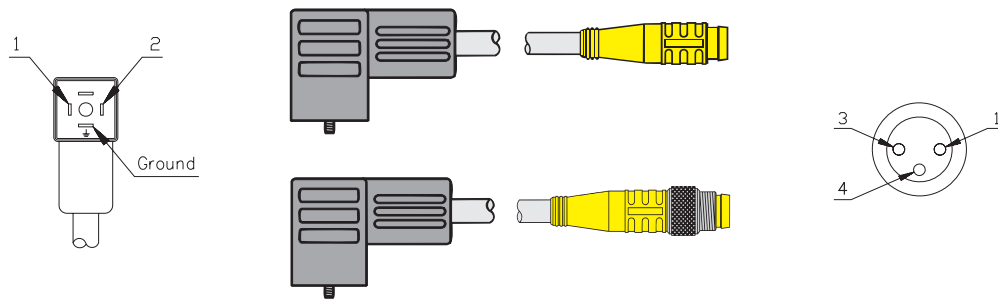
Type "C" (8 mm) Valve Connector to *eurofast* Extension



Wiring Diagrams

Straight Wired (A)	Indicator LED (L,M,N)	Indicator LED and Suppressor Diodes (P,R)
<p>1 → 4</p> <p>2 → 3</p> <p>GND → 5</p>		

Type "C" (8 mm) Valve Connector to *picofast* Extension



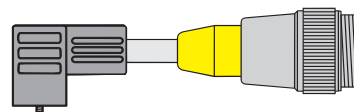
Wiring Diagrams

Straight Wired (A)	Indicator LED (L,M)	Indicator LED and Suppressor Diodes (P,R)
<p>1 → 4</p> <p>2 → 3</p> <p>GND → NC</p>		



V*fast® Valve Connectors, Type "C" (8 mm) Extensions

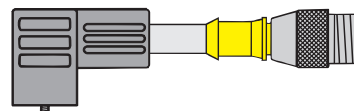
- Available with PVC and PUR Jackets
- 2 Conductor + Ground
- 18 AWG



minifast Extension

"C" (8.0 mm) Style Valve Connectors, minifast Extension

Application	Cable Specs	Voltage VAC/DC	Straight Wired	Indicator LED	Indicator LED and Suppressor Diodes
Standard duty PVC	3/18 AWG, Grey PVC 105°C 6.2 mm OD Black Body	0-220	TC8S 2-A653-*M-RSM 30	- - - -	- - - -
		24	- - - -	TC8S 2-L653-*M-RSM 30	TC8S 2-P653-*M-RSM 30
		48	- - - -	TC8S 2-M653-*M-RSM 30	TC8S 2-R653-*M-RSM 30
		110	- - - -	TC8S 2-N653-*M-RSM 30	- - - -
Standard duty PUR	3/18 AWG, Grey PUR 80°C 6.2 mm OD Black Body	0-220	TC8S 2-A669-*M-RSM 30	- - - -	- - - -
		24	- - - -	TC8S 2-L669-*M-RSM 30	TC8S 2-P669-*M-RSM 30
		48	- - - -	TC8S 2-M669-*M-RSM 30	TC8S 2-R669-*M-RSM 30
		110	- - - -	TC8S 2-N669-*M-RSM 30	- - - -



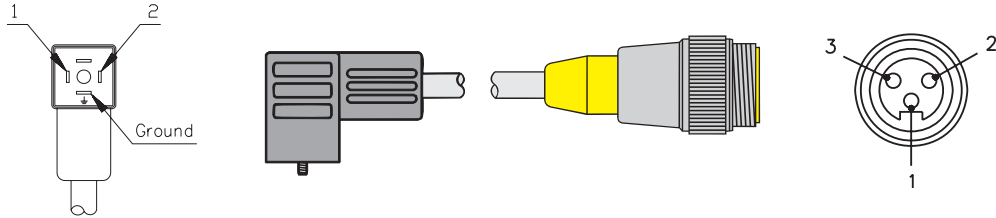
microfast Extension

"C" (8.0 mm) Style Valve Connectors, microfast Extension

Application	Cable Specs	Voltage VAC/DC	Straight Wired	Indicator LED	Indicator LED and Suppressor Diodes
Standard duty PVC	3/18 AWG, Grey PVC 105°C 6.2 mm OD Black Body	0-220	TC8S 2-A653-*M-SB 3T	- - - -	- - - -
		24	- - - -	TC8S 2-L653-*M-SB 3T	TC8S 2-P653-*M-SB 3T
		48	- - - -	TC8S 2-M653-*M-SB 3T	TC8S 2-R653-*M-SB 3T
		110	- - - -	TC8S 2-N653-*M-SB 3T	- - - -
Standard duty PUR	3/18 AWG, Grey PUR 80°C 6.2 mm OD Black Body	0-220	TC8S 2-A669-*M-SB 3T	- - - -	- - - -
		24	- - - -	TC8S 2-L669-*M-SB 3T	TC8S 2-P669-*M-SB 3T
		48	- - - -	TC8S 2-M669-*M-SB 3T	TC8S 2-R669-*M-SB 3T
		110	- - - -	TC8S 2-N669-*M-SB 3T	- - - -

* Length in meters

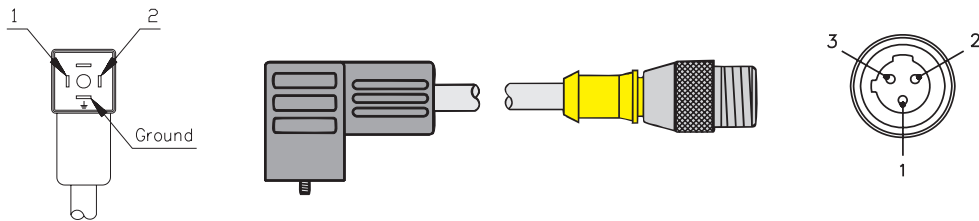
Type "C" (8 mm) Valve Connector to *minifast* Extension



Wiring Diagrams

Straight Wired (A)	Indicator LED (L,M)	Indicator LED and Suppressor Diodes (P,R)

Type "C" (8 mm) Valve Connector *microfast* Extension



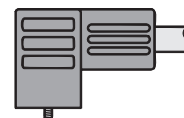
Wiring Diagrams

Straight Wired (A)	Indicator LED (L,M)	Indicator LED and Suppressor Diodes (P,R)



V*fast® Valve Connectors, Type "C" (9.4 mm)

- Available with PVC and PUR Jackets
- 2 Conductor + Ground
- 18 and 24 AWG



Type C

"C" (9.4 mm) Style Valve Connectors, Standard Color Code

Application	Cable Specs	Pinout	Voltage VAC/DC	Straight Wired	Indicator LED	Indicator LED and Suppressor Diodes
Standard duty PVC	3/18 AWG, Grey PVC 105°C 6.2 mm OD Black Body	1. BK 1 2. BK 2 Gnd-GN/YE	0-220	TC9S 2-A653-*M	- - - -	- - - -
			24	- - - -	TC9S 2-L653-*M	TC9S 2-P653-*M
			48	- - - -	TC9S 2-M653-*M	TC9S 2-R653-*M
			110	- - - -	TC9S 2-N653-*M	- - - -
Standard duty PUR	3/18 AWG, Grey PUR 80°C 6.2 mm OD Black Body	1. BK 1 2. BK 2 Gnd-GN/YE	0-220	TC9S 2-A669-*M	- - - -	- - - -
			24	- - - -	TC9S 2-L669-*M	TC9S 2-P669-*M
			48	- - - -	TC9S 2-M669-*M	TC9S 2-R669-*M
			110	- - - -	TC9S 2-N669-*M	- - - -

"C" (9.4 mm) Style Valve Connectors, IEC Color Code

Application	Cable Specs	Pinout	Voltage VAC/DC	Straight Wired	Indicator LED	Indicator LED and Suppressor Diodes
Small diameter PVC	3/24 AWG, Yellow PVC 105°C 4.4 mm OD Black Body	1. BN 2. BU Gnd - BK	0-220	TC9S 2-A642-*M	- - - -	- - - -
			24	- - - -	TC9S 2-L642-*M	TC9S 2-P642-*M
			48	- - - -	TC9S 2-M642-*M	TC9S 2-R642-*M
			110	- - - -	TC9S 2-N642-*M	- - - -
Small diameter PUR	3/24 AWG, Grey PUR 80°C 4.4 mm OD Black Body	1. BN 2. BU Gnd - BK	0-220	TC9S 2-A587-*M	- - - -	- - - -
			24	- - - -	TC9S 2-L587-*M	TC9S 2-P587-*M
			48	- - - -	TC9S 2-M587-*M	TC9S 2-R587-*M
			110	- - - -	TC9S 2-N587-*M	- - - -

* Length in meters

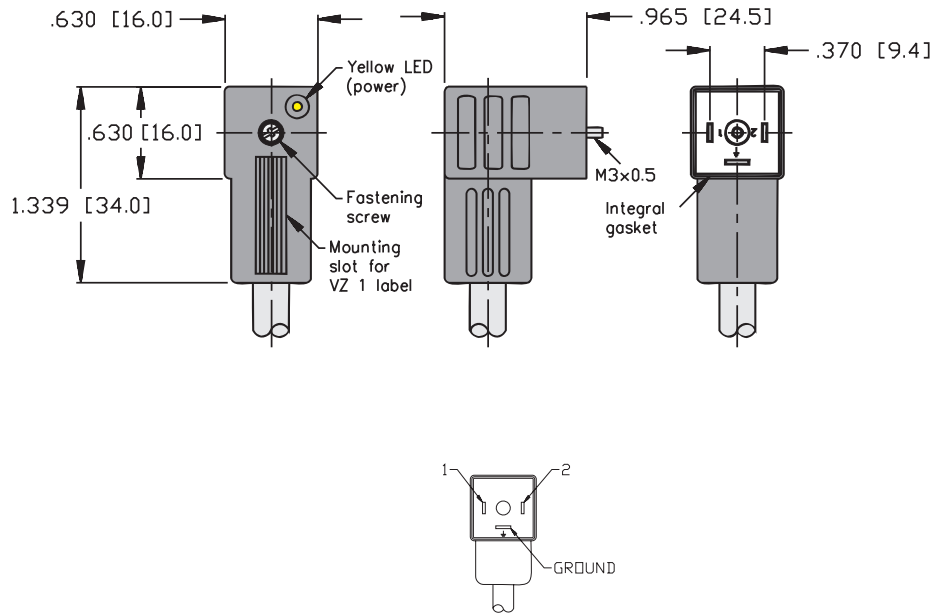
Specifications

Connector: Oil resistant polyurethane body material, Nylon contact carrier.
Contacts: Silver plated copper alloy.
Cable: See table.
Cable length: Standard cable lengths are nominal 5 meters. Other lengths available by request - consult factory.
Protection Class: NEMA 1,3,4,6P and IEC IP 67 when connected and secured.

Options: Grey connector body available (special order), change part number TC9S...to TC9G...
 For other combinations or options, consult factory.

Dimensions

Type C (9.4 mm)



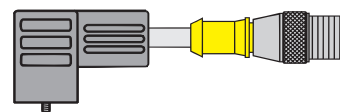
Wiring Diagrams

Straight Wired (A)	Indicator LED (L,M,N)	Indicator LED and Suppressor Diodes (P,R)
<p>1) _____</p> <p>2) _____</p> <p>GND) _____</p>		



V*fast® Valve Connectors, Type "C" (9.4 mm) Extensions

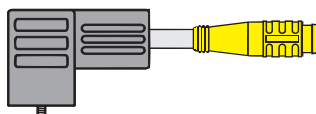
- Available with PVC and PUR Jackets
- 2 Conductor + Ground (eurofast)



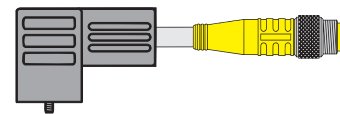
eurofast Extension

"C" (9.4 mm) Style Valve Connectors, eurofast Extension

Application	Cable Specs	Voltage VAC/DC	Straight Wired	Indicator LED	Indicator LED and Suppressor Diodes
Standard duty PVC	3/18 AWG, Grey PVC 105°C 6.2 mm OD Black Body	0-220	TC9S 2-A653-*M-RS 5.3T	- - - -	- - - -
		24	- - - -	TC9S 2-L653-*M-RS 5.3T	TC9S 2-P653-*M-RS 5.3T
		48	- - - -	TC9S 2-M653-*M-RS 5.3T	TC9S 2-R653-*M-RS 5.3T
		110	- - - -	TC9S 2-N653-*M-RS 5.3T	- - - -
Standard duty PUR	3/18 AWG, Grey PUR 80°C 6.2 mm OD Black Body	0-220	TC9S 2-A669-*M-RS 5.3T	- - - -	- - - -
		24	- - - -	TC9S 2-L669-*M-RS 5.3T	TC9S 2-P669-*M-RS 5.3T
		48	- - - -	TC9S 2-M669-*M-RS 5.3T	TC9S 2-R669-*M-RS 5.3T
		110	- - - -	TC9S 2-N669-*M-RS 5.3T	- - - -



picofast Snap Extension



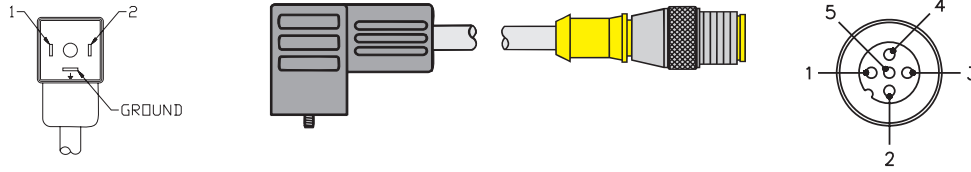
picofast Threaded Extension

"C" Style Valve Connectors, picofast Extension

Application	Cable Specs	Voltage VAC/DC	Straight Wired	Indicator LED	Indicator LED and Suppressor Diodes
Small diameter, PVC Snap lock	3/24 AWG Yellow PVC 105°C 4.4 mm OD	0-125	TC9S 2-A642-*M-PSG 3	- - - -	- - - -
		24	- - - -	TC9S 2-L642-*M-PSG 3	TC9S 2-P642-*M-PSG 3
		48	- - - -	TC9S 2-M642-*M-PSG 3	TC9S 2-R642-*M-PSG 3
Small diameter, PUR Snap lock	3/24 AWG Black PUR 80°C 4.4 mm OD	0-125	TC9S 2-A587-*M-PSG 3	- - - -	- - - -
		24	- - - -	TC9S 2-L587-*M-PSG 3	TC9S 2-P587-*M-PSG 3
		48	- - - -	TC9S 2-M587-*M-PSG 3	TC9S 2-R587-*M-PSG 3
Small diameter, PVC Threaded	3/24 AWG Yellow PVC 105°C 4.4 mm OD	0-125	TC9S 2-A642-*M-PSG 3M	- - - -	- - - -
		24	- - - -	TC9S 2-L642-*M-PSG 3M	TC9S 2-P642-*M-PSG 3M
		48	- - - -	TC9S 2-M642-*M-PSG 3M	TC9S 2-R642-*M-PSG 3M
Small diameter, PUR Threaded	3/24 AWG Black PUR 80°C 4.4 mm OD	0-125	TC9S 2-A587-*M-PSG 3M	- - - -	- - - -
		24	- - - -	TC9S 2-L587-*M-PSG 3M	TC9S 2-P587-*M-PSG 3M
		48	- - - -	TC9S 2-M587-*M-PSG 3M	TC9S 2-R587-*M-PSG 3M

* Length in meters

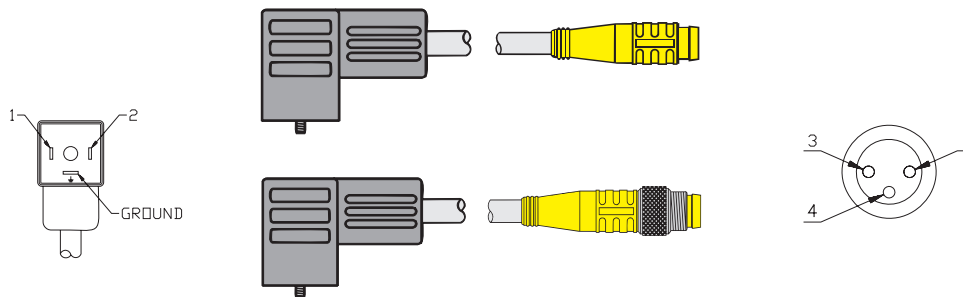
Type "C" (9.4 mm) Valve Connector to *euromast* Extension



Wiring Diagrams

Straight Wired (A)	Indicator LED (L,M,N)	Indicator LED and Suppressor Diodes P,R)
<p>1 → 4 2 → 3 GND → 5</p>		

Type "C" (9.4 mm) Valve Connector to *picofast* Extension



Wiring Diagrams

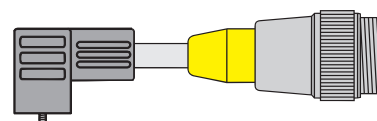
Straight Wired (A)	Indicator LED (L,M)	Indicator LED and Suppressor Diodes (P,R)
<p>1 → 4 2 → 3 GND → NC</p>		

Cordsets



V*fast® Valve Connectors, Type "C" (9.4 mm) Extensions

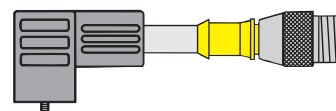
- Available with PVC and PUR Jackets
- 2 Conductor + Ground
- 18 AWG



minifast Extension

"C" (9.4 mm) Style Valve Connectors, minifast Extension

Application	Cable Specs	Voltage VAC/DC	Straight Wired	Indicator LED	Indicator LED and Suppressor Diodes
Standard duty PVC	3/18 AWG, Grey PVC 105°C 6.2 mm OD Black Body	0-220	TC9S 2-A653-*M-RSM 30	- - - -	- - - -
		24	- - - -	TC9S 2-L653-*M-RSM 30	TC9S 2-P653-*M-RSM 30
		48	- - - -	TC9S 2-M653-*M-RSM 30	TC9S 2-R653-*M-RSM 30
		110	- - - -	TC9S 2-N653-*M-RSM 30	- - - -
Standard duty PUR	3/18 AWG, Grey PUR 80°C 6.2 mm OD Black Body	0-220	TC9S 2-A669-*M-RSM 30	- - - -	- - - -
		24	- - - -	TC9S 2-L669-*M-RSM 30	TC9S 2-P669-*M-RSM 30
		48	- - - -	TC9S 2-M669-*M-RSM 30	TC9S 2-R669-*M-RSM 30
		110	- - - -	TC9S 2-N669-*M-RSM 30	- - - -



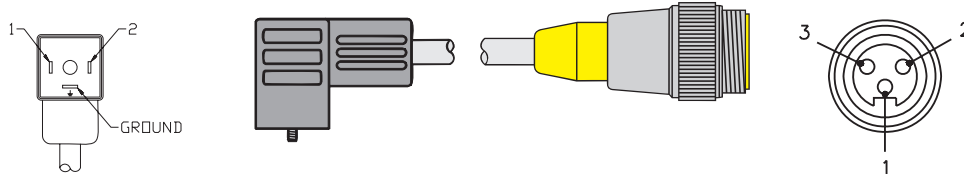
microfast Extension

"C" (9.4 mm) Style Valve Connectors, microfast Extension

Application	Cable Specs	Voltage VAC/DC	Straight Wired	Indicator LED	Indicator LED and Suppressor Diodes
Standard duty PVC	3/18 AWG, Grey PVC 105°C 6.2 mm OD Black Body	0-220	TC9S 2-A653-*M-SB 3T	- - - -	- - - -
		24	- - - -	TC9S 2-L653-*M-SB 3T	TC9S 2-P653-*M-SB 3T
		48	- - - -	TC9S 2-M653-*M-SB 3T	TC9S 2-R653-*M-SB 3T
		110	- - - -	TC9S 2-N653-*M-SB 3T	- - - -
Standard duty PUR	3/18 AWG, Grey PUR 80°C 6.2 mm OD Black Body	0-220	TC9S 2-A669-*M-SB 3T	- - - -	- - - -
		24	- - - -	TC9S 2-L669-*M-SB 3T	TC9S 2-P669-*M-SB 3T
		48	- - - -	TC9S 2-M669-*M-SB 3T	TC9S 2-R669-*M-SB 3T
		110	- - - -	TC9S 2-N669-*M-SB 3T	- - - -

* Length in meters

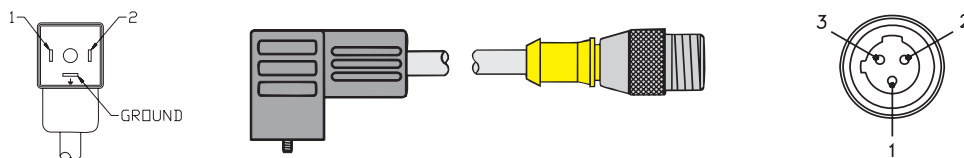
Type "C" (9.4 mm) Valve Connector to *minifast* Extension



Wiring Diagrams

Straight Wired (A)	Indicator LED (L,M,N)	Indicator LED and Suppressor Diodes (P,R)

Type "C" (9.4 mm) Valve Connector to *microfast* Extension



Wiring Diagrams

Straight Wired (A)	Indicator LED (L,M,N)	Indicator LED and Suppressor Diodes (P,R)

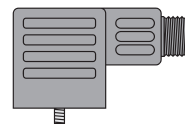


V*fast® Valve Connectors w/Integral eurofast or picofast Connector

- Integral *eurofast*® and *picofast*® Connectors
- Compact Size
- Black Body
- 2 Conductors + Ground (*eurofast*)



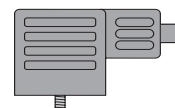
**All parts except *eurofast*.



eurofast

“A” Style Valve Connectors, Integral eurofast Connector

Application	Pinout	Voltage VAC/DC	Straight Wired	Indicator LED	Indicator LED and MOV
“A” Style Connector with Integral <i>eurofast</i> connector 2 Conductors, 1 Ground Ground contacts Parallel wired	<pre> 1 ────> 4 2 ────> 3 GND ──> 5 GND ──┘ </pre>	0-220 24-48	VAS 22-A-FS 5.3 - - - -	- - - - - - - -	- - - - VAS 22-D-FS 5.3



picofast

“A”, “B”, and “I” Style Valve Connectors with Integral picofast Connector

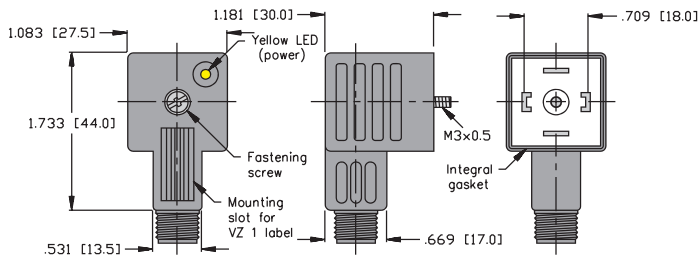
Application	Pinout	Voltage VAC/DC	Straight Wired	Indicator LED	Indicator LED and MOV**
“A” Style Connector with Integral <i>picofast</i> connector 2 Conductors	<pre> 1 ────> 4 2 ────> 3 GND ──> NC GND ──┘ </pre>	0-60 24-48	VAS 22-A-V1131 - - - -	- - - - VAS 22-B-V1131	- - - - VAS 22-D-V1131
“B” Style Connector with Integral <i>picofast</i> connector 2 Conductors	<pre> 1 ────> 4 2 ────> 3 GND ──> NC </pre>	0-60 24-48	VBS 2-A-V1131 - - - -	- - - - VBS 2-B-V1131	- - - - VBS 2-D-V1131
“I” Style Connector with Integral <i>picofast</i> connector 2 Conductors	<pre> 1 ────> 4 2 ────> 3 GND ──> NC </pre>	0-60 24-48	VIS 2-A-V1131 - - - -	- - - - VIS 2-B-V1131	- - - - VIS 2-D-V1131

Specifications

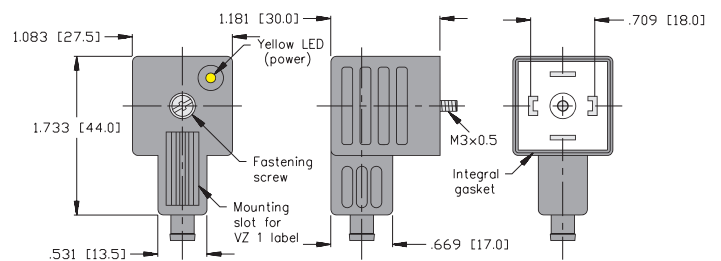
- Specifications:** Oil resistant polyurethane body material, Nylon valve plug contact carrier, Nylon *picofast* contact carrier.
- Contacts:** Valve plug: silver plated copper alloy; *picofast* and *eurofast*: gold plated brass.
- Temperature:** -30°C to +80°C (-22°F to +176°F).
- Protection Class:** NEMA 1,3,4,6P and IEC IP 67 when connected and secured.

Dimensions

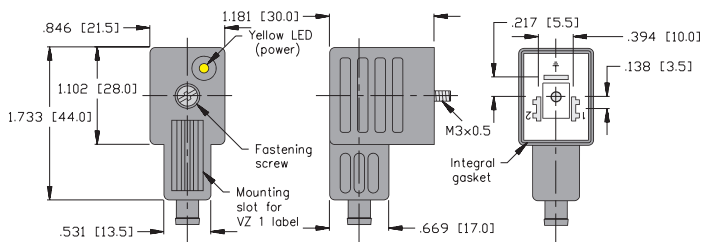
Type A with *eurofast*



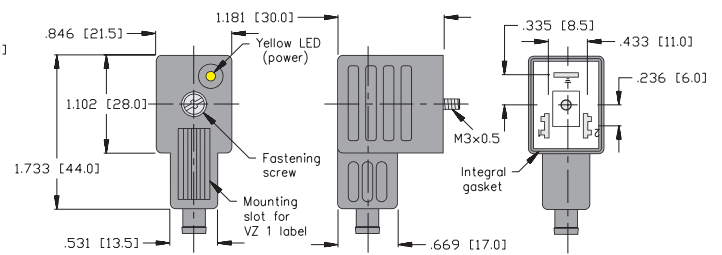
Type A with *picofast*



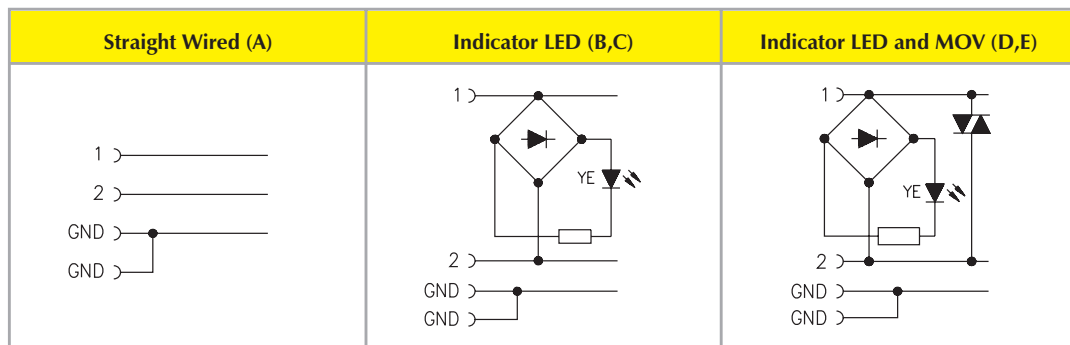
Type B with *picofast*



Type I with *picofast*



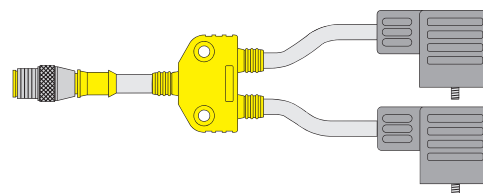
Wiring Diagrams





V*fast® eurofast® 2 Branch Molded Junctions with Valve Plugs

- Combine 2 Valve Plugs into 1 eurofast
- Available with All Valve Plug Styles (A, B, I and C)
- For Use w/eurofast J-boxes w/2 Signals/Port

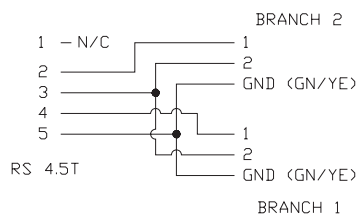


4-wire Series-Wired VB2

Application	Specifications	Wiring Diagram	Part Number
Combine 2 valve plugs into 1 cable. For use with 2 signal / port junction boxes. "A" style (18 mm) valve plugs.	220 VAC/DC 4.0 A RS 4.5T = Grey PVC, 5.2 mm OD, 5/22 AWG Valve plug = Grey PVC, 5.2 mm OD 3/20 AWG	Diagram A	VB2-RS 4.5T-*/2VAS 22-A528-*/*
Combine 2 valve plugs into 1 cable. For use with 2 signal / port junction boxes. "B" style (10 mm) valve plugs.	220 VAC/DC 4.0 A RS 4.5T = Grey PVC 5.2 mm OD, 5/22 AWG Valve plug = Grey PVC, 5.2 mm OD 3/20 AWG	Diagram A	VB2-RS 4.5T-*/2VBS 2-A528-*/*
Combine 2 valve plugs into 1 cable. For use with 2 signal / port junction boxes. "I" style (11 mm) valve plugs.	220 VAC/DC 4.0 A RS 4.5T = Grey PVC, 5.2 mm OD, 5/22 AWG Valve plug = Grey PVC, 5.2 mm OD 3/20 AWG	Diagram A	VB2-RS 4.5T-*/2VIS 2-A528-*/*
Combine 2 valve plugs into 1 cable. For use with 2 signal / port junction boxes. "C" style (8 mm) valve plugs.	220 VAC/DC 4.0 A RS 4.5T = Grey PVC, 5.2 mm OD, 5/22 AWG Valve plug = Grey PVC, 5.2 mm OD 3/20 AWG	Diagram A	VB2-RS 4.5T-*/2TC8S 2-A528-*/*
Combine 2 valve plugs into 1 cable. For use with 2 signal / port junction boxes. "C" style (9.4 mm) valve plugs.	220 VAC/DC 4.0 A RS 4.5T = Grey PVC, 5.2 mm OD, 5/22 AWG Valve plug = Grey PVC, 5.2 mm OD 3/20 AWG	Diagram A	VB2-RS 4.5T-*/2TC9S 2-A528-*/*

* Length in meters

Diagram A



Specifications

Junction Body:	Oil resistant Yellow polyurethane.
Connector:	Oil resistant polyurethane body material, Nylon or PUR contact carrier.
Contacts:	Gold plated brass (euromast). Silver plated copper alloy (V*fast).
Coupling Nuts:	Nickel plated brass.
Cable:	See table.
Temperature:	-40°C to +105°C (-40°F to +221°F) - all PVC cable; -40°C to +80°C (-40°F to +176°F) - with PUR cable.
Protection:	NEMA 1,3,4,6P and IEC IP 68.

Cable Length: Trunk - nominal 1 meter. Branches - nominal 0.3 meters. Other lengths available by request - consult factory.

Cable Options: Other jackets available by request - consult factory.

Valve Options: Available w/led or led+mov, consult factory.

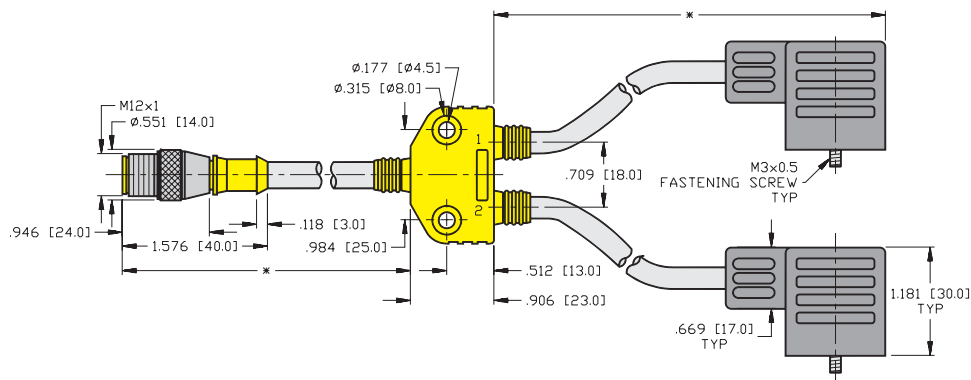
euromast Options: Stainless steel coupling nut add "V" to part number (RS .. to RSV ..).

Nylon coupling nut add "K" to part number (RS .. to RSK ..).

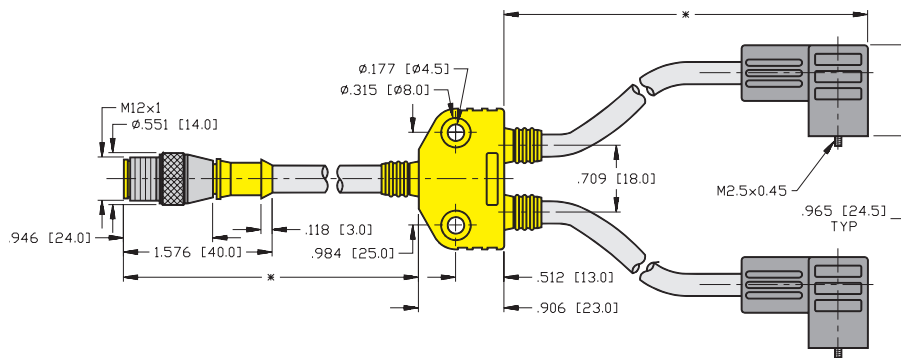
Right angle connectors, change part number (RS .. to WS..).

Dimensions

VB2-RS 4.5T-*/2V .. S 2 .. -A528-*/*



VB2-RS 4.5T-*/2TC .. S 2-A528-*/*



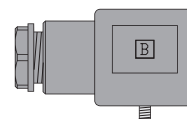
Pinouts

Female	Male
5-pin	5-pin



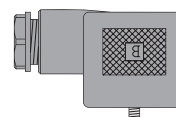
V*fast® Valve Connectors, Field Wireable

- Convert Hard Wiring Into Quick Disconnect
- Facilitate Field Replacements



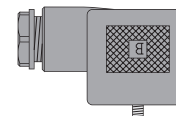
"A" Style Valve Connector

Application	Specifications	Straight Wired
"A" Style Valve Connector	0-220 VAC/DC, 10 A	VAS 3-AW



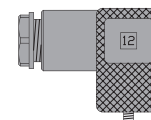
"B" Style Valve Connector

Application	Specifications	Straight Wired
"B" Style Valve Connector	0-220 VAC/DC, 10 A	VBS 2-AW



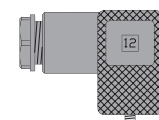
"I" Style Valve Connector

Application	Specifications	Straight Wired
"I" Style Valve Connector	0-220 VAC/DC, 10 A	VIS 2-AW



"C" (8 mm) Style Valve Connector

Application	Specifications	Straight Wired
"C" (8 mm) Style Valve Connector	0-220 VAC/DC, 10 A	TC8S 2-AW



"C" (9.4 mm) Style Valve Connector

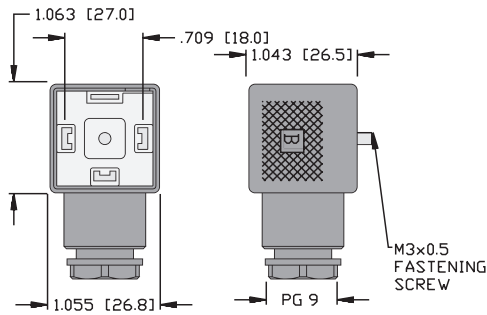
Application	Specifications	Straight Wired
"C" (9.4 mm) Style Valve Connector	0-220 VAC/DC, 10 A	TC9S 2-AW

Specifications

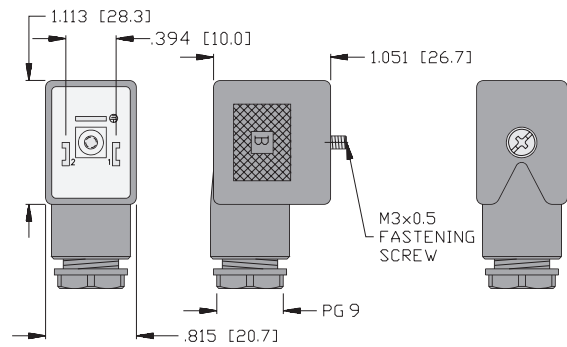
Housing:	Nylon, black.
Connector:	Nylon, black.
Gasket:	Nitrile.
Contacts:	Nickel plated brass.
Terminals:	Screw terminals, conductors to 14 AWG.
Cable Gland:	PG 9 accepts cable diameter 6-8 mm. PG 7 accepts cable diameter 4-6 mm.
Temperature:	-25°C to +90°C (-13°F to +194°F).
Protection Class:	NEMA 4,6P and IEC IP 65.

Dimensions

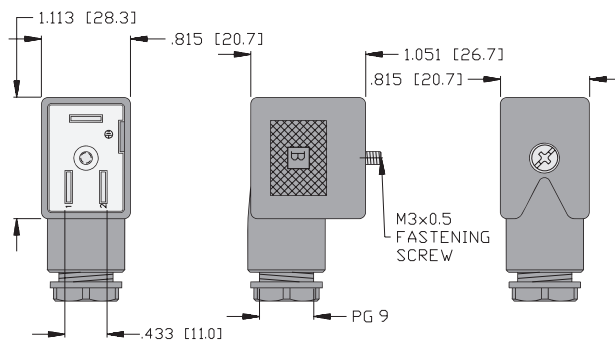
VAS 3-AW



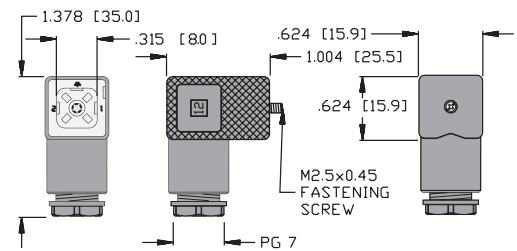
VBS 2-AW



VIS 2-AW



TC8S 2-AW



TC9S 2-AW

