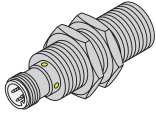
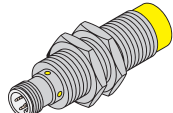
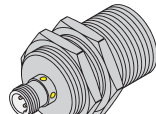
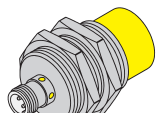
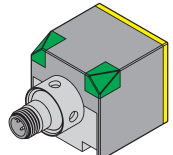
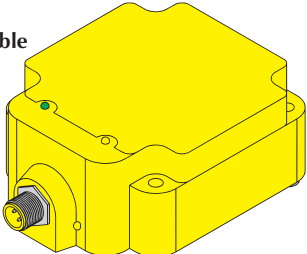
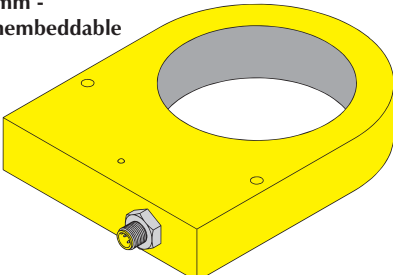


Housing	Part Number	ID Number	Installation Conditions	Output Functions	Connection
18 mm - Embeddable 	TB-M18-H1147	M7030001	Flush	Read/write	Only with <i>BL ident</i> cordsets
18 mm - Nonembeddable 	TN-M18-H1147	M7030002	Non Flush	Read/write	Only with <i>BL ident</i> cordsets
30 mm - Embeddable 	TB-M30-H1147	M7030003	Flush	Read/write	Only with <i>BL ident</i> cordsets
30 mm - Nonembeddable 	TN-M30-H1147	M7030004	Non Flush	Read/write	Only with <i>BL ident</i> cordsets
40 mm - Nonembeddable 	TN-CK40-H1147	M7030006	Partial Embedding	Read/write	Only with <i>BL ident</i> cordsets
80 mm - Nonembeddable 	TN-Q80-H1147	M7030007	Non Flush	Read/write	Only with <i>BL ident</i> cordsets
32 mm - Nonembeddable 	TN-S32XL-H1147	M7030008	Non Flush	Read/write	Only with <i>BL ident</i> cordsets

See page 91 - 92 for dimensional drawings.



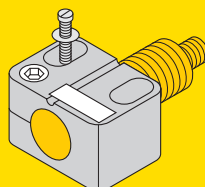
Housing	Part Number	ID Number	Description	Material	Sensor Types
	BS18	M6947100	Mounting block for cylindrical sensors Ø 18 mm	Polyamid	Threaded barrel M18
	BSN18	M6947200	Mounting clamp for cylindrical sensors Ø 18 mm	PBT	Threaded barrel M18
	BST-18B	M6947214	Mounting block with mechanical lock for cylindrical sensors Ø 18 mm	Polyamid	Threaded barrel M18
	BST-18N	M6947215	Mounting block without mechanical lock for cylindrical sensors Ø 18 mm	Polyamid	Threaded barrel M18
	QM-18	M6945102	Mounting brackets for cylindrical sensors Ø 18 mm	Chrome-plated brass	Threaded barrel M18
	CAP-18-PTFE	A3055	Protective teflon caps	PTFE	Threaded barrel M18, for embeddable sensors
	CAP-18N-PTFE	A3056	Protective teflon caps	PTFE	Threaded barrel M18, for nonembeddable sensors

Mounting Blocks:

- Mounting:
 - B version with mechanical lock,
 - N version without mechanical lock
- Position of fixing mounting clamps is retained during replacement of sensors
- Modular structure via mounting accessories
- Universal labelling plates

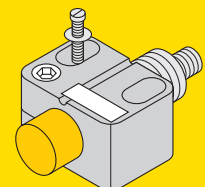
B version

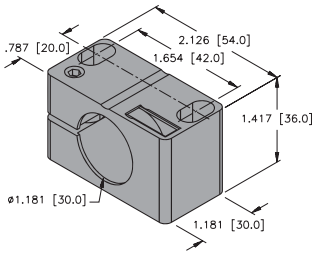
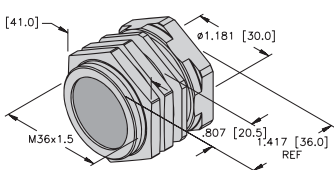
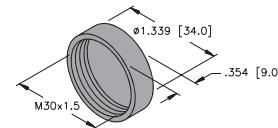
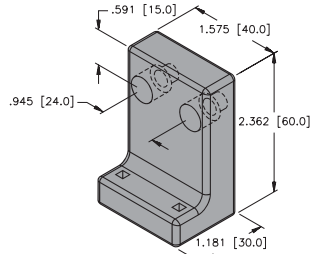
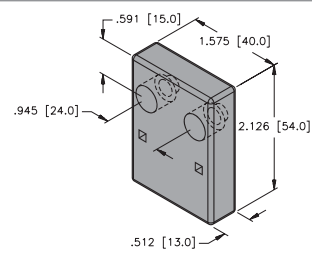
– with mechanical lock



N version

– without mechanical lock



Housing	Part Number	ID Number	Description	Material	For Sensor Types
	BST-30B	M6947216	Mounting block with mechanical lock for cylindrical sensors Ø 30 mm	Polyamid	Threaded barrel M30
	BST-30N	M6947217	Mounting block without mechanical lock for cylindrical sensors Ø 30 mm	Polyamid	Threaded barrel M30
	QM-30	M6945103	Mounting brackets for cylindrical sensors Ø 30 mm	Chrome-plated brass	Threaded barrel M30
	CAP 30-PTFE	A3057	Protective teflon caps	PTFE	Threaded barrel M30, for embeddable sensors
	CAP 30N-PTFE	A3058	Protective teflon caps	PTFE	Threaded barrel M30, for nonembeddable sensors
	BST-UH	M6947219	Mounting accessories for mounting blocks	Polyamid	Threaded barrel M18 Threaded barrel M30
	BST-UV	M6947218	Mounting accessories for mounting blocks	Polyamid	Threaded barrel M18 Threaded barrel M30


TURCK offers a wide range of accessories for installation and protection of sensors.

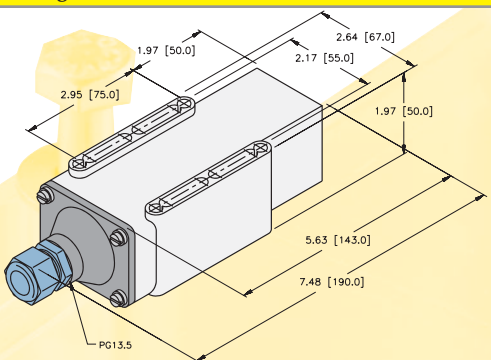
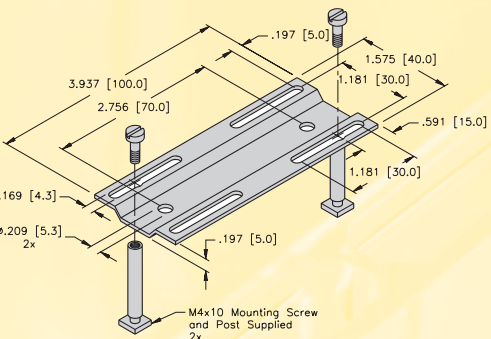
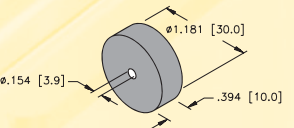
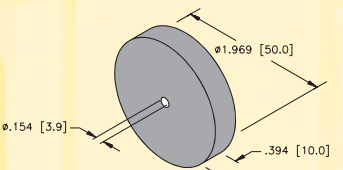
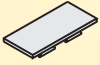
Mounting blocks as well as quick mounting brackets are offered for all cylindrical versions, diameter 6.5 mm, M8x1, M12x1, M18x1 and M30x1.5.

The JS 025/037 mounting rail facilitates installation and adjustment of CP40 and CK40 model sensors.

Protective holders which also simplify installation of CK40 and CP40 model sensors offer additional protection against mechanical damage.

Housing	Part Number	ID Number	Description	Material	For Sensor Types
	MF-CK40-1S	M6900481	Protective housing for CK40, single side	Metal	Rectangular CK40
	MF-CK40-2S	M6900482	Protective housing for CK40, angle	Metal	Rectangular CK40
	MF-CK40-3S	M6900483	Protective housing for CK40, U profile	Metal	Rectangular CK40
	T-CK40-T-FC	A5202	Protective teflon caps	PTFE	Rectangular CK40
	T-CK40-D-FC	A5160	Protective cap, resistant to high temperatures	Derlin	Rectangular CK40



Housing	Part Number	ID Number	Description	Material	For Sensor Types
	SG40/2	M6900369	Temperature resistant protective housing for CP40	Ultem	Rectangular CK40
	JS 025/037	M69429	Mounting rail for housing CK40	Stainless steel	Rectangular CK40
	DS-R30	M6900512	Spacer ring for data carrier Ø 30 mm ¹	Plastic	
	DS-R50	M6900386	Spacer ring for data carrier Ø 50 mm*	Plastic	
	BST-BS	M6947220	Labeling plate for BST- fixing clamps	Plastic	All

* Spacer to provide minimum distance required between data carrier and metal ferrous mounting surface.



RFID System - Read/Write Head

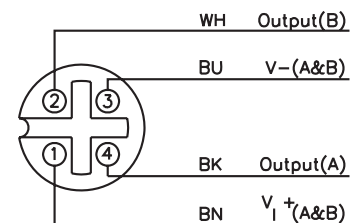
- Threaded Barrel, M18x1, Chrome Plated Brass
- Flush Mounting
- Power Supply (24 VDC) and Function via *BL ident* Interfaces
- Connector (M12) *euofast*[®], Connection via *BL ident* Connecting Cable



Housing	Part Number	Function Principle
	TB-M18-H1147	<p>The <i>BL ident</i> read/write head (transceiver) is used to exchange data with the data carrier (TAG). Together they form an air interface whose size depends on the combination of transceiver and TAG. The data carriers are passive. When they enter the air interface of the transceiver, the power from the transceiver is transferred inductively and data transfer completed.</p> <p><i>BL ident</i> TAGs on the following page can be combined with this <i>BL ident</i> transceiver. The read/write interval varies between .157-.433 in. (4-11 mm). TAGs available with EEPROM or FRAM memory.</p>

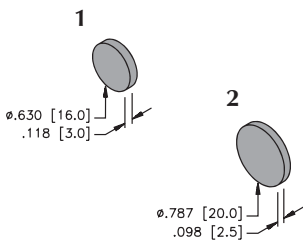
Part Number	TB-M18-H1147
ID Number	M7030001
Mounting Mode	Flush
Ambient temperature	-25 to +210°C (-13 to +410°F)
Data Transfer	Inductive
Output function	4-wire, write/read
Operating frequency	13.56 MHz
Housing	Threaded barrel, M18x1
Housing material	Metal, CuZn, chrome plated
Material active face	Plastic, PA12-GF30
Connection	Connector, M12x1
Vibration resistance	55 Hz (1 mm)
Shock resistance	30 g (11 ms)
Protection	IP 67
Power On Indication	LED solid
Read/write head off	LED .5 Hz
TAG with air interface	LED 3 Hz
Wiring	
Maximum cable length	50 m

Pinout



Mating Cordset:

RK 4.5T-*-RS 4.5T/S2501

Housing	Fig.	Part Number	ID Number	Read/Write Range			Zone Width		Distance
				Recomm. inches (mm)	min. inches (mm)	max. inches (mm)	min. inches (mm)	max. inches (mm)	minimum between two read/write heads ¹ inches (mm)
	1	TW-R16-B128	M6900501	.236 (6)	.157 (4)	.512 (13)	.551 (14)	.709 (18)	2.835 (72)
	2	TW-R20-B128	M6900502	.236 (6)	.157 (4)	.512 (13)	.630 (16)	.827 (21)	3.307 (84)
	2	TW-R20-K2	M6900505	.197 (5)	.157 (4)	.433 (11)	.433 (11)	.709 (18)	2.835 (72)

¹ Smaller intervals are possible by alternating switching the read/write heads on and off with software.
 10 mm air gap required when mounting to ferrous metal. See accessories on page 26 for spacers.
 Ambient temperature: -25 to +85°C (-13 to +185°F).

RFID System - Read/Write Head

- Threaded Barrel, M18x1, Chrome Plated Brass
- Flush Mounting
- Power Supply (24 VDC) and Function via *BL ident* Interfaces
- Connector (M12) *eufofast*[®], Connection via *BL ident* Connecting Cable



Housing	Part Number	Function Principle
	TN-M18-H1147	<p>The <i>BL ident</i> read/write head (transceiver) is used to exchange data with the data carrier (TAG). Together they form an air interface whose size depends on the combination of transceiver and TAG. The data carriers are passive. When they enter the air interface of the transceiver, the power from the transceiver is transferred inductively and data transfer completed.</p> <p><i>BL ident</i> TAGs on the following page can be combined with this <i>BL ident</i> transceiver. The read/write interval varies between .157-1.417 in. (4-36 mm). TAGs available with EEPROM or FRAM memory.</p>

Part Number	TN-M18-H1147
ID Number	M7030002

Mounting Mode	Non flush
Ambient temperature	-25 to +70°C (-13 to +158°F)

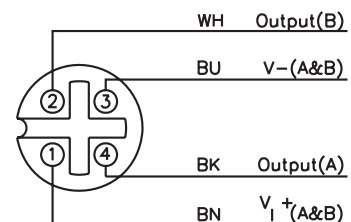
Data Transfer	Inductive
Output function	4-wire, write/read
Operating frequency	13.56 MHz

Housing	Threaded barrel, M18 x 1
Housing material	Metal, CuZn, chrome plated
Material active face	Plastic, PA12-GF30
Connection	Connector, M12x1
Vibration resistance	55 Hz (1 mm)
Shock resistance	30 g (11 ms)
Protection	IP 67

Power On Indication	LED solid
Read/write head off	LED .5 Hz
TAG with air interface	LED 3 Hz

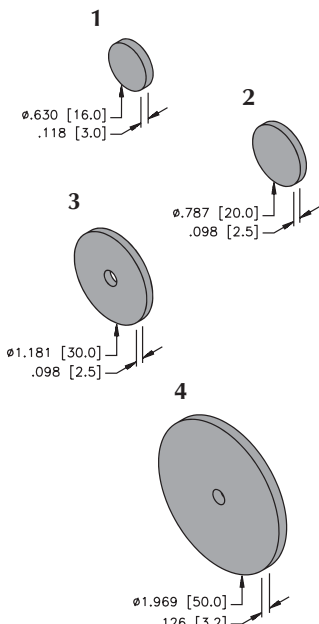
Wiring	
Maximum cable length	50 m

Pinout



Mating Cordset:
RK 4.5T-*-RS 4.5T/S2501

Associated Data Carrier

Housing	Fig.	Part Number	ID Number	Read/Write Range			Zone Width		Distance
				Recomm. inches (mm)	min. inches (mm)	max. inches (mm)	min. inches (mm)	max. inches (mm)	
	1	TW-R16-B128	M6900501	.472 (12)	.157 (4)	.984 (25)	.827 (21)	1.063 (27)	4.252 (108)
	2	TW-R20-B128	M6900502	.512 (13)	.197 (5)	1.024 (26)	.906 (23)	1.142 (29)	4.567 (116)
	3	TW-R30-B128	M6900503	.512 (13)	.236 (6)	1.063 (27)	.945 (24)	1.220 (31)	4.882 (124)
	4	TW-R50-B128	M6900504	.709 (18)	.354 (9)	1.417 (36)	1.535 (39)	1.929 (49)	7.717 (196)
	2	TW-R20-K2	M6900505	.433 (11)	.157 (4)	.906 (23)	.551 (14)	1.024 (26)	4.094 (104)
	3	TW-R30-K2	M6900506	.472 (12)	.236 (6)	.945 (24)	.827 (21)	1.063 (27)	4.252 (108)
	4	TW-R50-K2	M6900507	.630 (16)	.315 (8)	1.260 (32)	.827 (21)	1.732 (44)	6.929 (176)

¹ Smaller intervals are possible by alternating switching the read/write heads on and off with software.
 10 mm air gap required when mounting to ferrous metal. See accessories on page 26 for spacers.
 Ambient temperature: -25 to +85°C (-13 to +185°F).

RFID System - Read/Write Head

- Threaded Barrel, M30x1.5, Chrome Plated Brass
- Flush Mounting
- Power Supply (24 VDC) and Function via *BL ident* Interfaces
- Connector (M12) *euromast*[®], Connection via *BL ident* Connecting Cable



Housing	Part Number	Function Principle
	TB-M30-H1147	<p>The <i>BL ident</i> read/write head (transceiver) is used to exchange data with the data carrier (TAG). Together they form an air interface whose size depends on the combination of transceiver and TAG. The data carriers are passive. When they enter the air interface of the transceiver, the power from the transceiver is transferred inductively and data transfer completed.</p> <p><i>BL ident</i> TAGs on the following page can be combined with this <i>BL ident</i> transceiver. The read/write interval varies between .354-1.417 in. (9-36 mm). TAGs available with EEPROM or FRAM memory.</p>

Part Number	TB-M30-H1147
ID Number	M7030003

Mounting Mode	Flush
Ambient temperature	-25 to +70°C (-13 to +158°F)

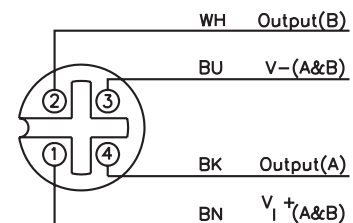
Data Transfer	Inductive
Output function	4-wire, write/read
Operating frequency	13.56 MHz

Housing	Threaded barrel, M30 x 1.5
Housing material	Metal, CuZn, chrome plated
Material active face	Plastic, PA12-GF30
Connection	Connector, M12x1
Vibration resistance	55 Hz (1 mm)
Shock resistance	30 g (11 ms)
Protection	IP 67

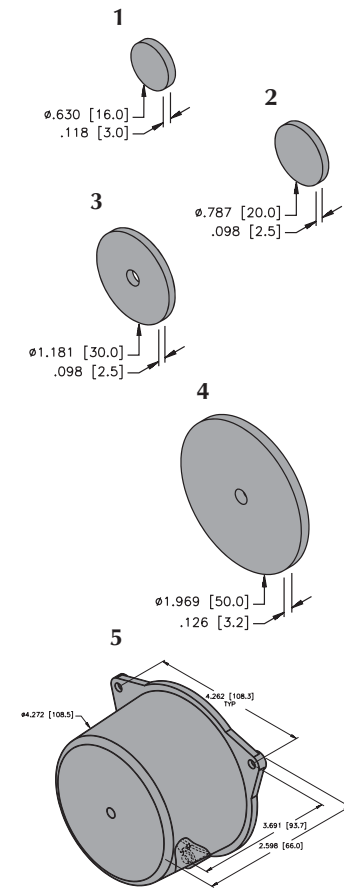
Power On Indication	LED solid
Read/write head off	LED .5 Hz
TAG with air interface	LED 3 Hz

Wiring	
Maximum cable length	50 m

Pinout



Mating Cordset:
RK 4.5T-*-RS 4.5T/S2501

Housing	Fig.	Part Number	ID Number	Read/Write Range			Zone Width		Distance
				Recomm. inches (mm)	min. inches (mm)	max. inches (mm)	Length		
							min. inches (mm)	max. inches (mm)	inches (mm)
	1	TW-R16-B128	M6900501	.433 (11)	.354 (9)	.866 (22)	.669 (17)	.866 (22)	3.465 (88)
	2	TW-R20-B128	M6900502	.472 (12)	.394 (10)	.945 (24)	.748 (19)	.945 (24)	3.780 (96)
	3	TW-R30-B128	M6900503	.551 (14)	.433 (11)	1.102 (28)	.827 (21)	1.102 (28)	4.409 (112)
	4	TW-R50-B128	M6900504	.709 (18)	.512 (13)	1.417 (36)	1.220 (31)	1.535 (39)	6.142 (156)
	2	TW-R20-K2	M6900505	.394 (10)	.236 (6)	.827 (21)	.630 (16)	.827 (21)	3.307 (84)
	3	TW-R30-K2	M6900506	.472 (12)	.354 (9)	.984 (25)	.748 (19)	.984 (25)	3.937 (100)
	4	TW-R50-K2	M6900507	.630 (16)	.472 (12)	1.260 (32)	.945 (24)	1.378 (35)	5.512 (140)
	5	TW-R50-90-HT-B128	M1542326	.709 (18)	.512 (13)	1.417 (36)	1.220 (31)	1.535 (39)	6.142 (156)
	5	TW-R50-90-HT-K2	M1542329	.630 (16)	.472 (12)	1.260 (32)	.945 (24)	1.378 (35)	5.512 (140)

¹ Smaller intervals are possible by alternating switching the read/write heads on and off with software.
 10 mm air gap required when mounting to ferrous metal. See accessories on page 26 for spacers.
 Ambient temperature: -25 to +85°C (-13 to +185°F); (-40 to +210°C (-40 to +410°F) for TW-R*-HT....).

RFID System - Read/Write Head

- Threaded Barrel, M30x1.5, Chrome Plated Brass
- Flush Mounting
- Power Supply (24 VDC) and Function via *BL ident* Interfaces
- Connector (M12) *euromast*[®], Connection via *BL ident* Connecting Cable



Housing	Part Number	Function Principle
	TN-M30-H1147	<p>The <i>BL ident</i> read/write head (transceiver) is used to exchange data with the data carrier (TAG). Together they form an air interface whose size depends on the combination of transceiver and TAG. The data carriers are passive. When they enter the air interface of the transceiver, the power from the transceiver is transferred inductively and data transfer completed.</p> <p><i>BL ident</i> TAGs on the following page can be combined with this <i>BL ident</i> transceiver. The read/write interval varies between .354-2.126 in. (9-54 mm). TAGs available with EEPROM or FRAM memory.</p>

Part Number	TN-M30-H1147
ID Number	M7030004

Mounting Mode	Flush
Ambient temperature	-25 to +70°C (-13 to +158°F)

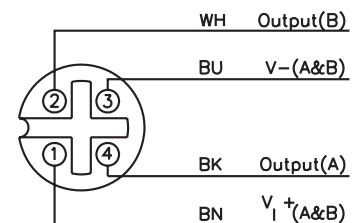
Data Transfer	Inductive
Output function	4-wire, write/read
Operating frequency	13.56 MHz

Housing	Threaded barrel, M30x1
Housing material	Metal, CuZn, chrome plated
Material active face	Plastic, PA12-GF30
Connection	Connector, M12x1
Vibration resistance	55 Hz (1 mm)
Shock resistance	30 g (11 ms)
Protection	IP 67

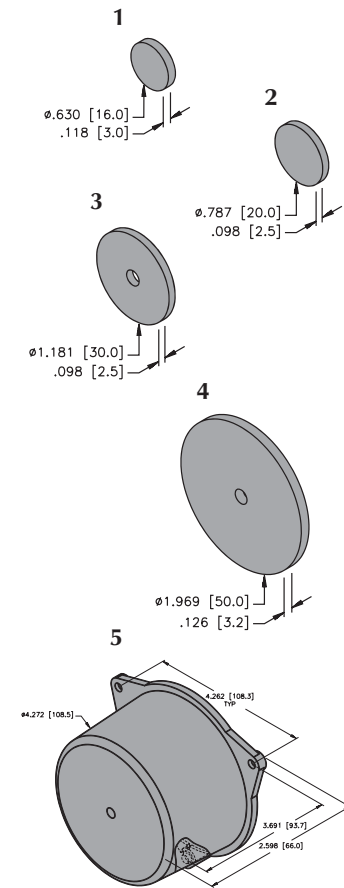
Power On Indication	LED solid
Read/write head off	LED .5 Hz
TAG with air interface	LED 3 Hz

Wiring	
Maximum cable length	50 m

Pinout



Mating Cordset:
RK 4.5T-*-RS 4.5T/S2501

Housing	Fig.	Part Number	ID Number	Read/Write Range			Zone Width		Distance
				Recomm. inches (mm)	min. inches (mm)	max. inches (mm)	min. inches (mm)	max. inches (mm)	
	1	TW-R16-B128	M6900501	.630 (16)	.354 (9)	1.260 (32)	1.102 (28)	1.417 (36)	5.669 (144)
	2	TW-R20-B128	M6900502	.630 (16)	.394 (10)	1.299 (33)	1.102 (28)	1.299 (33)	5.197 (132)
	3	TW-R30-B128	M6900503	.787 (20)	.433 (11)	1.575 (40)	1.260 (32)	1.614 (41)	6.457 (164)
	4	TW-R50-B128	M6900504	1.063 (27)	.512 (13)	2.126 (54)	1.968 (50)	2.480 (63)	9.921 (252)
	2	TW-R20-K2	M6900505	.551 (14)	.315 (8)	1.142 (29)	1.024 (26)	1.142 (29)	4.567 (116)
	3	TW-R30-K2	M6900506	.709 (18)	.394 (10)	1.417 (36)	1.102 (28)	1.417 (36)	5.669 (144)
	4	TW-R50-K2	M6900507	.945 (24)	.472 (12)	1.890 (48)	1.772 (45)	2.205 (56)	8.819 (224)
	5	TW-R50-90-HT-B128	M1542326	1.063 (27)	.512 (13)	2.126 (54)	1.968 (50)	2.480 (63)	9.921 (252)
	5	TW-R50-90-HT-K2	M1542329	.945 (24)	.472 (12)	1.890 (48)	1.772 (45)	2.205 (56)	8.819 (224)

¹ Smaller intervals are possible by alternating switching the read/write heads on and off with software.
 10 mm air gap required when mounting to ferrous metal. See accessories on page 26 for spacers.
 Ambient temperature: -25 to +85°C (-13 to +185°F); (-40 to +210°C (-40 to +410°F) for TW-R*-HT....).

RFID System - Read/Write Head

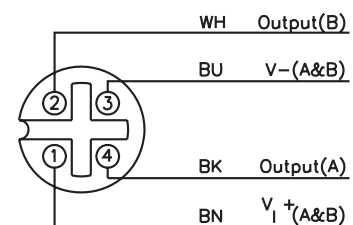
- Rectangular, 40 mm High
- 5-positions Turnable
- Plastic, PBT-GF30-V0
- Partial Embedding
- Power Supply (24 VDC) and Function via *BL ident* Interfaces
- Connector (M12) *euromast*[®], Connection via *BL ident* Connecting Cable



Housing	Part Number	Function Principle
	TN-CK40-H1147	<p>The <i>BL ident</i> read/write head (transceiver) is used to exchange data with the data carrier (TAG). Together they form an air interface whose size depends on the combination of transceiver and TAG. The data carriers are passive. When they enter the air interface of the transceiver, the power from the transceiver is transferred inductively and data transfer completed.</p> <p><i>BL ident</i> TAGs on the following page can be combined with this <i>BL ident</i> transceiver. The read/write interval varies between .433-3.184 in. (11-81 mm). TAGs available with EEPROM or FRAM memory.</p>

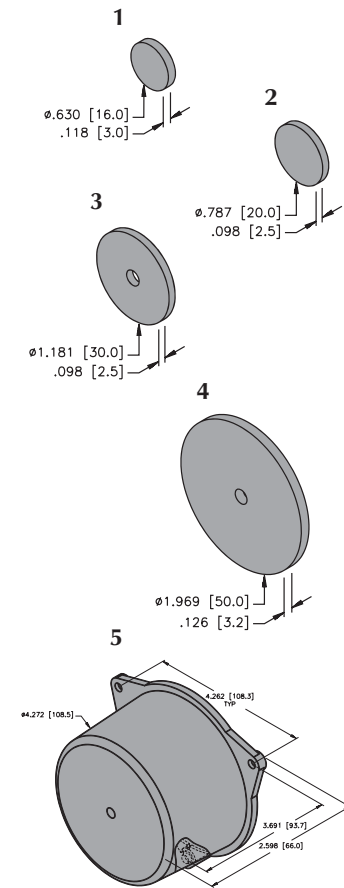
Part Number	TN-CK40-H1147
ID Number	M7030006
Mounting Mode	Non flush, flush mounting possible
Ambient temperature	-25 to +70°C (-13 to +158°F)
Data Transfer	Inductive
Output function	4-wire, write/read
Operating frequency	13.56 MHz
Housing	Rectangular, CK40
Housing material	Plastic, PBT-GF30-V0, black
Material active face	Plastic, PBT-GF30-V0, yellow
Connection	Connector, M12x1
Vibration resistance	55 Hz (1 mm)
Shock resistance	30 g (11 ms)
Protection	IP 67
Power On Indication	LED solid
Read/write head off	LED .5 Hz
TAG with air interface	LED 3 Hz
Wiring	
Maximum cable length	50 m
Accessories	Fixing clamp BS4-CK40 (included in delivery)

Pinout



Mating Cordset:

RK 4.5T-*-RS 4.5T/S2501

Housing	Fig.	Part Number	ID Number	Read/Write Range			Zone Width		Distance
				Recomm. inches (mm)	min. inches (mm)	max. inches (mm)	Length		
							min. inches (mm)	max. inches (mm)	inches (mm)
	1	TW-R16-B128	M6900501	.866 (22)	.433 (11)	1.772 (45)	1.260 (32)	1.575 (40)	6.299 (160)
	2	TW-R20-B128	M6900502	.945 (24)	.472 (12)	1.929 (49)	1.457 (37)	1.850 (47)	7.402 (188)
	3	TW-R30-B128	M6900503	1.063 (27)	.512 (13)	2.126 (54)	1.693 (43)	2.126 (54)	8.504 (216)
	4	TW-R50-B128	M6900504	1.575 (40)	.866 (22)	3.189 (81)	2.520 (64)	3.189 (81)	12.756 (324)
	2	TW-R20-K2	M6900505	.866 (22)	.394 (10)	1.732 (44)	1.299 (33)	1.654 (42)	6.614 (168)
	3	TW-R30-K2	M6900506	.945 (24)	.433 (11)	1.890 (48)	1.496 (38)	1.890 (48)	7.559 (192)
	4	TW-R50-K2	M6900507	1.417 (36)	.748 (19)	2.835 (72)	2.244 (57)	2.835 (72)	11.339 (288)
	5	TW-R50-90-HT-B128	M1542326	1.575 (40)	.866 (22)	3.189 (81)	2.520 (64)	3.189 (81)	12.756 (324)
	5	TW-R50-90-HT-K2	M1542329	1.417 (36)	.748 (19)	2.835 (72)	2.244 (57)	2.835 (72)	11.339 (288)

¹ Smaller intervals are possible by alternating switching the read/write heads on and off with software.
 10 mm air gap required when mounting to ferrous metal. See accessories on page 26 for spacers.
 Ambient temperature: -25 to +85°C (-13 to +185°F); (-40 to +210°C (-40 to +410°F) for TW-R*-HT....).

Associated Data Carrier

Housing	Fig.	Part Number	ID Number	Read/Write Range			Zone Width		Distance
				Recomm. inches (mm)	min. inches (mm)	max. inches (mm)	Length		
							min. inches (mm)	max. inches (mm)	inches (mm)
	1	TW-R16-B128	M6900501	1.220 (31)	.512 (13)	2.480 (63)	1.968 (50)	2.480 (63)	9.921 (252)
	2	TW-R20-B128	M6900502	1.299 (33)	.709 (18)	2.638 (67)	2.244 (57)	2.835 (72)	11.339 (288)
	3	TW-R30-B128	M6900503	1.575 (40)	.866 (22)	3.150 (80)	2.520 (64)	3.189 (81)	12.756 (324)
	4	TW-R50-B128	M6900504	2.283 (58)	1.220 (31)	4.606 (117)	3.661 (93)	4.606 (117)	18.425 (468)
	2	TW-R20-K2	M6900505	1.181 (30)	.630 (16)	2.362 (60)	2.008 (51)	2.520 (64)	10.079 (256)
	3	TW-R30-K2	M6900506	1.417 (36)	.787 (20)	2.835 (72)	2.283 (58)	2.835 (72)	11.339 (288)
	4	TW-R50-K2	M6900507	2.047 (52)	1.063 (27)	4.134 (105)	3.268 (83)	4.134 (105)	16.535 (420)
	5	TW-R50-90-HT-B128	M1542326	2.283 (58)	1.220 (31)	4.606 (117)	3.661 (93)	4.606 (117)	18.425 (468)
	5	TW-R50-90-HT-K2	M1542329	2.047 (52)	1.063 (27)	4.134 (105)	3.268 (83)	4.134 (105)	16.535 (420)

¹ Smaller intervals are possible by alternating switching the read/write heads on and off with software.
 10 mm air gap required when mounting to ferrous metal. See accessories on page 26 for spacers.
 Ambient temperature: -25 to +85°C (-13 to +185°F); (-40 to +210°C (-40 to +410°F) for TW-R*-HT....).

RFID System - Read/Write Head

- Ring Type, 32 mm High
- Plastic, ABS
- Non-flush Mountable
- Power Supply (24 VDC) and Function via *BL ident* Interfaces
- Connector (M12) *euromast*®, Connection via *BL ident* Connecting Cable



Housing	Part Number	Function Principle
	TN-S32XL-H1147	<p>The <i>BL ident</i> read/write head (transceiver) is used to exchange data with the data carrier (TAG). Together they form an air interface whose size depends on the combination of transceiver and TAG. The data carriers are passive. When they enter the air interface of the transceiver, the power from the transceiver is transferred inductively and data transfer completed.</p> <p><i>BL ident</i> TAGs on the following page can be combined with this <i>BL ident</i> transceiver. The read/write interval varies between .630-5.669 in. (16-144 mm). All TAGs available with EEPROM or FRAM memory.</p>

Part Number	TN-S32XL-H1147
ID Number	M7030008
Mounting Mode	Non flush
Ambient temperature	-25 to +70°C (-13 to +158°F)

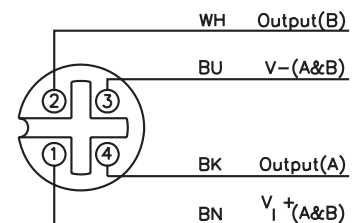
Data Transfer	Inductive
Output function	4-wire, write/read
Operating frequency	13.56 MHz

Housing	Ring type, S32
Ring inner diameter	100 mm
Housing material	Plastic
Material active face	Plastic, ABS, yellow
Connection	Connector, M12x1
Vibration resistance	55 Hz (1 mm)
Shock resistance	30 g (11 ms)
Protection	IP 67

Power On Indication	LED solid
Read/write head off	LED .5 Hz
TAG with air interface	LED 3 Hz

Wiring	
Maximum cable length	50 m

Pinout



Mating Cordset:
RK 4.5T-*-RS 4.5T/S2501

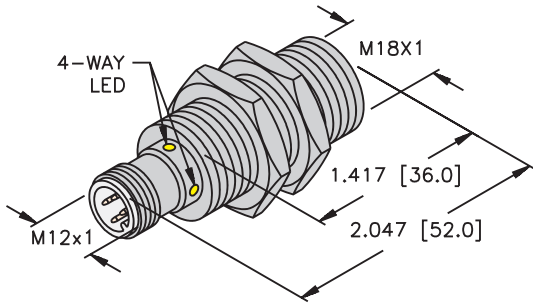
Associated Data Carrier

Housing	Fig.	Part Number	ID Number	Read/Write Range			Zone Width		Distance
				Recomm. inches (mm)	min. inches (mm)	max. inches (mm)	Length		
							min. inches (mm)	max. inches (mm)	inches (mm)
	1	TW-R16-B128	M6900501	1.220 (31)	.630 (16)	2.480 (63)	2.835 (72)	3.543 (90)	14.173 (360)
	2	TW-R20-B128	M6900502	1.417 (36)	.709 (18)	2.835 (72)	3.228 (82)	4.055 (103)	16.220 (412)
	3	TW-R30-B128	M6900503	1.772 (45)	.866 (22)	3.543 (90)	3.661 (93)	4.606 (117)	18.425 (468)
	4	TW-R50-B128	M6900504	2.835 (72)	1.417 (36)	5.669 (144)	4.803 (122)	6.024 (153)	24.094 (612)
	2	TW-R20-K2	M6900505	1.260 (32)	.630 (16)	2.520 (64)	2.913 (74)	3.701 (94)	14.803 (376)
	3	TW-R30-K2	M6900506	1.575 (40)	.787 (20)	3.189 (81)	3.307 (84)	4.213 (107)	16.850 (428)
	4	TW-R50-K2	M6900507	2.520 (64)	1.181 (30)	5.079 (129)	4.370 (111)	5.433 (138)	21.732 (552)
	5	TW-R50-90-HT-B128	M1542326	2.835 (72)	1.417 (36)	5.669 (144)	4.803 (122)	6.024 (153)	24.094 (612)
	5	TW-R50-90-HT-K2	M1542329	2.520 (64)	1.181 (30)	5.079 (129)	4.370 (111)	5.394 (137)	21.732 (552)

¹ Smaller intervals are possible by alternating switching the read/write heads on and off with software.
 10 mm air gap required when mounting to ferrous metal. See accessories on page 26 for spacers.
 Ambient temperature: -25 to +85°C (-13 to +185°F); (-40 to +210°C (-40 to +410°F) for TW-R*-HT....).

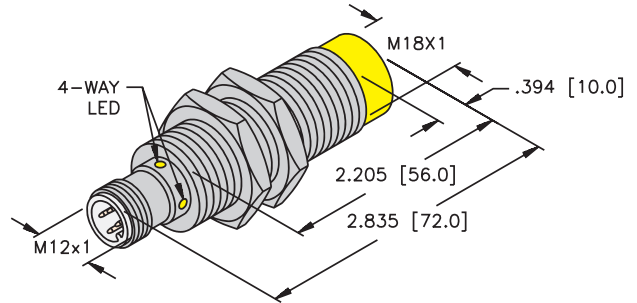
Dimensions

TB-M18-H1147



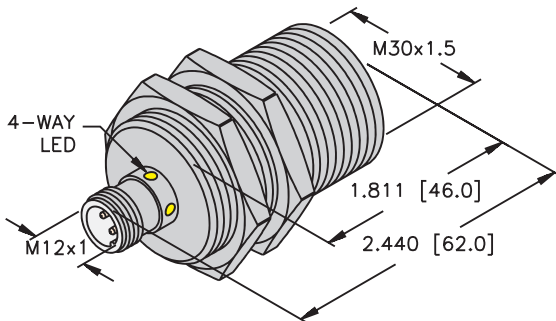
18 mm - Embeddable

TN-M18-H1147



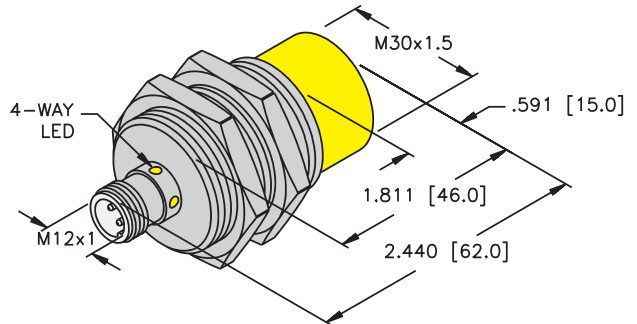
18 mm - Nonembeddable

TB-M30-H1147



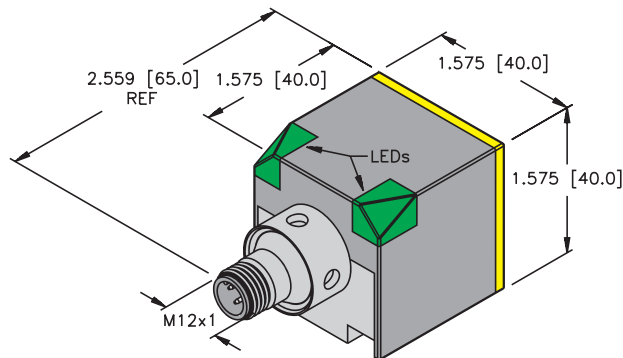
30 mm - Embeddable

TN-M30-H1147



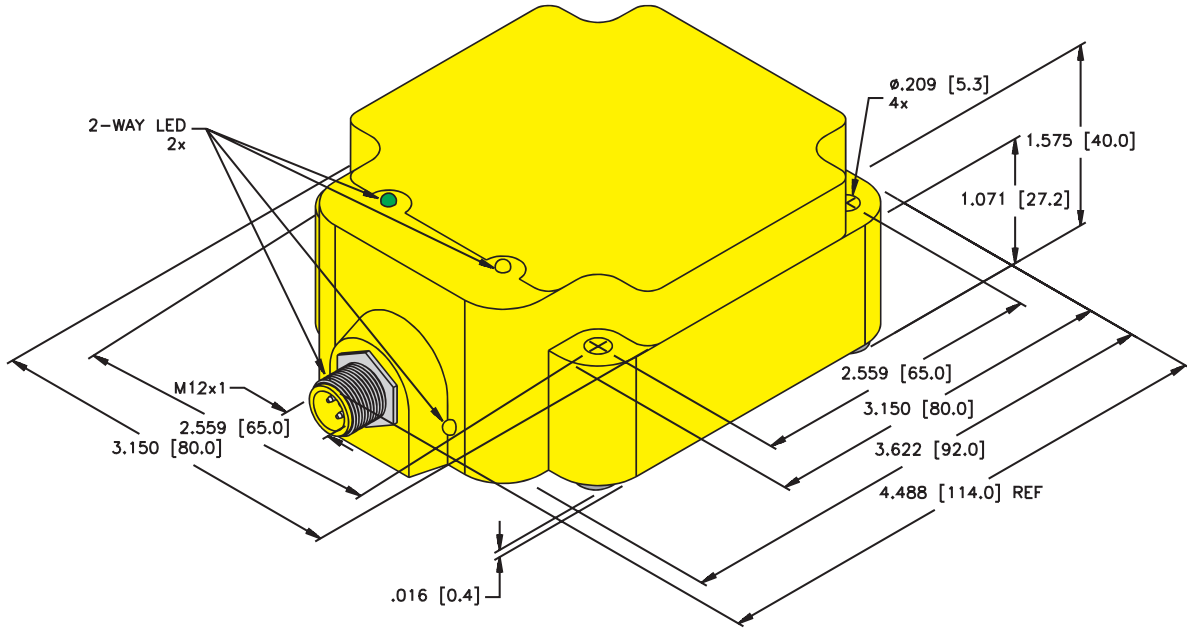
30 mm - Nonembeddable

TN-CK40-H1147



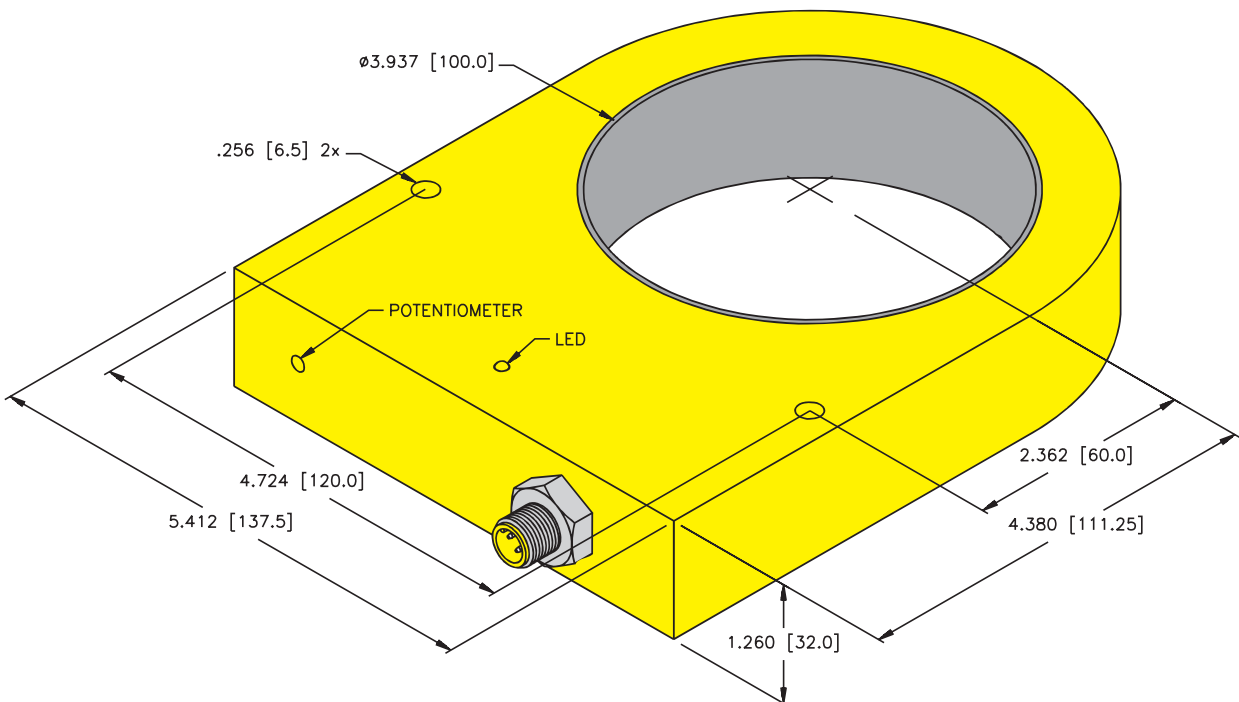
40 mm - Nonembeddable

TN-Q80-H1147



80 mm - Nonembeddable

TN-S32XL-H1147



32 mm - Nonembeddable