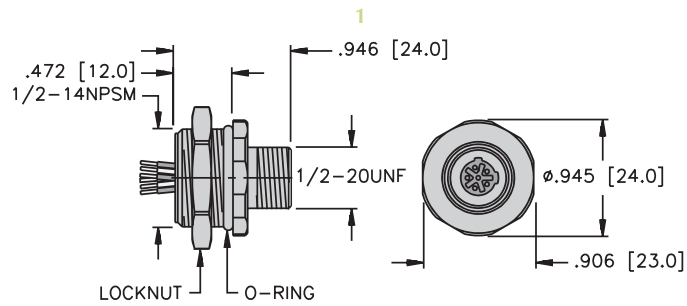


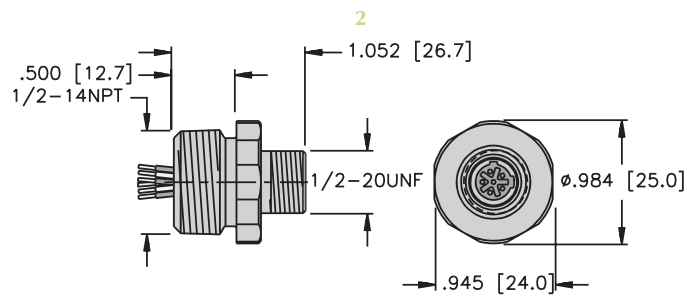


microfast® Receptacles



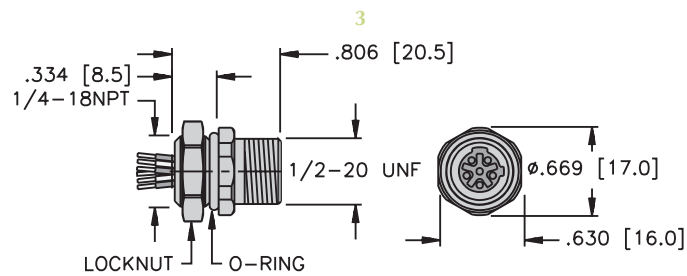
Front Mount 1/2-14 NPSM, Male

Page F25



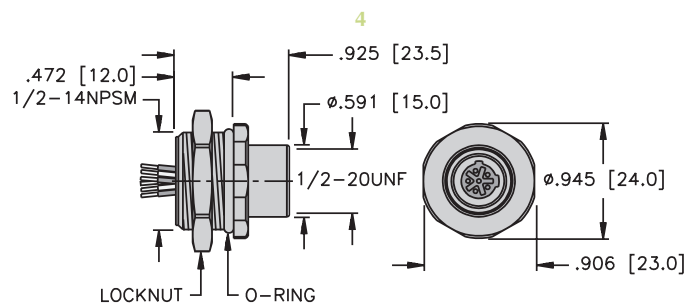
Front Mount 1/2-14 NPT, Male

Page F27



Front Mount 1/4-18 NPT, Male

Page F29 - F30




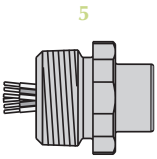
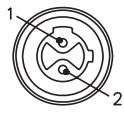
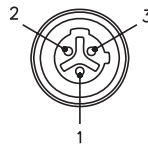
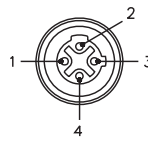
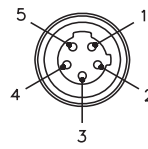
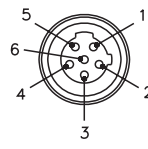
Front Mount 1/2-14 NPSM, Female

Page F26

2-6 Wire *microfast*® Receptacles, Front Mount, 1/2-14 NPT Threads

- Female Receptacles
- NEMA 1, 3, 4, 6P and IEC IP 67 Protection
- 250 V, 4 A



Drawing Number	Part Number	Lead Specs.	Features	Pinout
 <p>FKB .. 14.5/NPT</p>	FKB 2-*/14.5/NPT	UL, CSA 2x22 AWG 105°C	1/2 - 14 NPT Threads	1. BN 2. BU 
	FKB 3-*/14.5/NPT	UL, CSA 3x22 AWG 105°C		1. GN 2. RD/BK 3. RD/WH 
	FKB 4-*/14.5/NPT	UL, CSA 4x22 AWG 105°C		1. RD/BK 2. RD/WH 3. RD 4. GN 
	FKB 5-*/14.5/NPT	UL, CSA 5x22 AWG 105°C		1. RD/WH 2. RD 3. GN 4. RD/YE 5. RD/BK 
	FKB 6-*/14.5/NPT	UL, CSA 6x22 AWG 105°C		1. RD/WH 2. RD 3. GN 4. RD/YE 5. RD/BK 6. RD/BU 

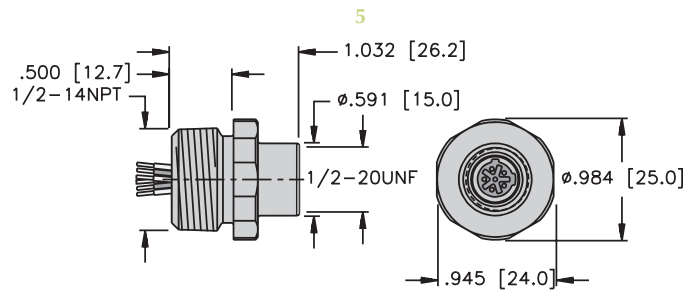
Receptacles

See page F24 for dimensional drawings.

\* Length in meters. Standard lead length is 0.5 Meters. Consult factory for other lengths.

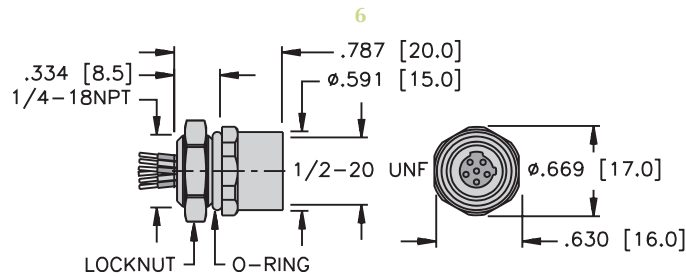
Standard housing material is nickel plated brass..FKB ..".

To specify PVC jacketed cable, add "/S717" to the end of the part number.



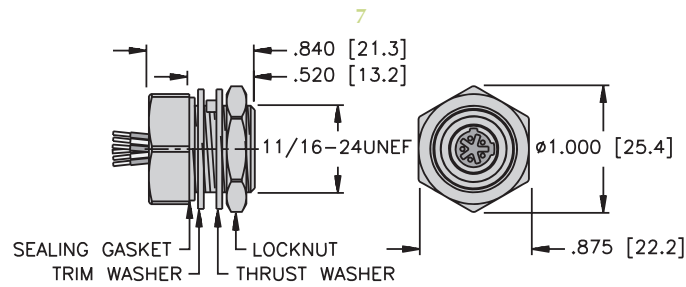
Front Mount 1/2-14 NPT, Female

Page F28



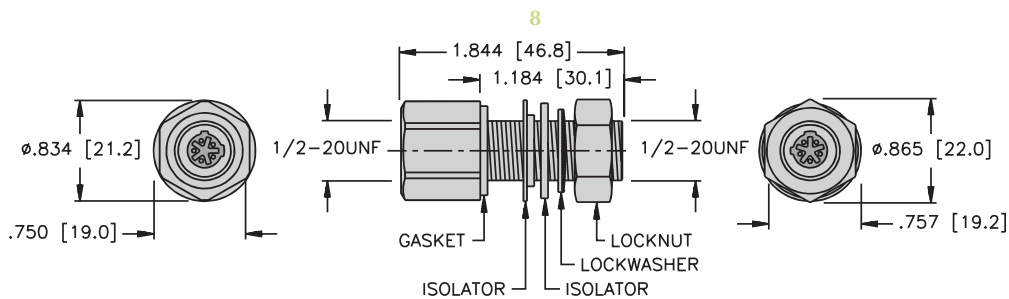
Front Mount 1/4-18 NPT, Female

Page F31



Back Panel Mount, Female

Page F32



Bulkhead Feed-Thru

Page F33